



ANNUAL ACTION PLAN 2026

(January to December 2026)

Prepared by

KRISHI VIGYAN KENDRA, ARWAL

(BIHAR AGRICULTURAL UNIVERSITY, SABOUR, BHAGALPUR)

At – Lodipur, Post – Sarwarpur

Distt – Arwal (Bihar), Pin – 804409

Email: arwalkvk@gmail.com, Website: <https://arwal.kvk4.in>

KRISHI VIGYAN KENDRA, LODIPUR, ARWAL

[Bihar Agricultural University, Sabour, Bhagalpur]

ACTION PLAN PROFORMA FOR THE KVKs

(1st January 2026 to 31st December, 2026)

1. GENERAL INFORMATION ABOUT THE KVK

1.1. Name and address of KVK with phone, fax and e-mail

| Name and Address of KVK | Telephone | | E mail | Website |
|---|------------|-----|--------------------|---------------|
| | Office | FAX | | |
| Krishi Vigyan Kendra, Arwal At - Lodipur, PO-Sarwarpur, PS – Mehandia, Distt. – Arwal (Bihar), Pin Code -804409 | 8210554284 | - | arwalkvk@gmail.com | arwal.kvk4.in |

1.2 .a. Name and address of host organization with phone, fax and e-mail

| Address | Telephone | | E mail | Website |
|--|--------------|---------------|------------------------|-----------------|
| | Office | FAX | | |
| Bihar Agricultural University, Sabour, Bhagalpur, Bihar, Pin – 813210 | 0641-2452606 | 0641 -2452604 | deebausabour@gmail.com | bausabour.ac.in |

1.2.b. Status of KVK website : Yes/No; **Yes** Date when the website last updated: **30-04-2026**

1.2.c. No. of Visitors (Hits) to your KVK website (as on today) : **169569**

1.2.d Status of ICT lab at your KVK : No ICT Lab at KVK







- a) No. of PC units : -
b) No. of Printers : -
c) Internet connection : -




1.3. Name of the Senior Scientist & Head with phone & mobile no.

| Name | Telephone / Contact | | |
|------------------|---------------------|--------------------------|----------------------|
| | Office | Mobile | Email |
| Dr. Anita Kumari | - | 8210554284 9472410438 | anitabau71@gmail.com |

1.4. Year of sanction: **2008**

1.5. Staff Position (as on 1st January, 2026)

| Sl. No. | Sanctioned post | Name of the incumbent | Designation | Discipline | Pay Scale (Rs.) | Grade Pay | Date of joining | Permanent /Temporary | Category (SC/ST/OBC/ Others) | Mobile No. | Email id | Please attach recent photograph |
|---------|---------------------------|--------------------------|------------------------------|----------------|-----------------|-----------|-----------------|----------------------|------------------------------|--------------------------|---------------------------|---|
| 1 | Senior Scientist & Head | Dr. Anita Kumari | Sr. Scientist & Head | Home Science | Level 13A | 9000 | 06-07-2019 | Permanent | SC | 9934802696 8210554284 | anitabau71@gmail.com |  |
| 2 | Subject Matter Specialist | Dr. Binod Kumar Singh | SMS | Agronomy | Level 10 | 6000 | 12-06-2009 | Permanent | Others | 9570877956 | bksinghkvk@gmail.com |  |
| 3 | Subject Matter Specialist | Dr. (Mrs.) Kavita Dalmia | SMS | Home Science | Level 10 | 6000 | 12-06-2009 | Permanent | Others | 9431805020 | kavita.dalmia26@gmail.com |  |
| 4 | Subject Matter Specialist | Dr. (Mrs.) Bibha Kumari | SMS | Animal Science | Level 10 | 6000 | 15-06-2009 | Permanent | OBC | 8987387327 | bibhababyvet@gmail.com |  |
| 5 | Subject Matter Specialist | Vacant | - | - | - | - | - | - | - | - | - | - |
| 6 | Subject Matter Specialist | Vacant | - | - | - | - | - | - | - | - | - | - |
| 7 | Subject Matter Specialist | Vacant | - | - | - | - | - | - | - | - | - | - |
| 8 | Programme Assistant | Sri Kundan Kumar | Prog. Asst. (Lab Technician) | Laboratory | Level 6 | 4200 | 29-10-2012 | Permanent | BC | 7903421160 | kundan85ag@gmail.com |  |
| 9 | Computer Programmer | Sri Prashant Kr. Sinha | Prog. Asst. (Computer) | Computer | Level 6 | 4200 | 31-05-2013 | Permanent | Others | 9931462811 | sinha.kvk@gmail.com |  |
| 10 | Farm Manager | Vacant | - | - | - | - | - | - | - | - | - | - |

| Sl. No. | Sanctioned post | Name of the incumbent | Designation | Discipline | Pay Scale (Rs.) | Grade Pay | Date of joining | Permanent /Temporary | Category (SC/ST/OBC/ Others) | Mobile No. | Email id | Please attach recent photograph |
|---------|-----------------------------|-------------------------|-------------|------------|-----------------|-----------|-----------------|----------------------|------------------------------|------------|----------------------------------|---|
| 11 | Accountant / Superintendent | Mrs. Kumari Jyoti Singh | Assistant | Accounts | Level 6 | 4200 | 18-04-2013 | Permanent | OBC | 7970612216 | jyoti.sameti@gmail.com |  |
| 12 | Stenographer | Vacant | - | - | - | - | - | - | - | - | - | - |
| 13 | Driver | Sri Ashok Kumar Das | Driver | - | Level 3 | 2000 | 13-05-2015 | Permanent | SC | 9852073351 | ashokkumardaskvk813210@gmail.com |  |
| 14 | Driver | Sri Shyam Sundar Ram | Driver | - | Level 3 | 2000 | 20-05-2015 | Permanent | EBC | 8083207093 | ssram9381@gmail.com |  |
| 15 | Supporting staff | Vacant | - | - | - | - | - | - | - | - | - | - |
| 16 | Supporting staff | Vacant | - | - | - | - | - | - | - | - | - | - |

1.6. Total land with KVK (in ha) :

| S. No. | Item | Area (ha) |
|--------|---------------------------|------------|
| 1 | Under Buildings | 2.0 |
| 2. | Under Demonstration Units | 0.3 |
| 3. | Under Crops | 5.0 |
| 4. | Horticulture | 1.0 |
| 5. | Pond | 0.4 |
| 6. | Others if any | 0.9 |
| | Total | 9.6 |

1.7. Infrastructural Development:

A) Buildings

| S. No. | Name of building | Source of funding | | Stage | | | | | |
|--------|------------------------------|-------------------|------|--------------------------|-----------------------------|-------------------|---------------|-------------------------------|------------------------|
| | | ICAR | RKVY | Completion Year | Complete Plinth area (Sq.m) | Expenditure (Rs.) | Starting year | Incomplete Plinth area (Sq.m) | Status of construction |
| 1 | Administrative Building | ✓ | - | Complete not handed over | | | | | |
| 2 | Farmers Hostel | ✓ | - | Complete not handed over | | | | | |
| 3 | Staff Quarters (6) | ✓ | - | Incomplete | | | | | |
| 4 | Demonstration Units (2) | | | | | | | | |
| 5 | Fencing | | | Incomplete | | | | | |
| 6 | Rain Water harvesting system | | | | | | | | |
| 7 | Threshing floor | | | Under use | | | | | |
| 8 | Farm godown | | | Under use | | | | | |
| 9 | Other | | | | | | | | |

B) Vehicles

| Type of vehicle | Year of purchase | Source (ICAR/RKVY) | Cost (Rs.) | Total kms. run as on December, 2025 | Present status |
|------------------------------------|------------------|--------------------|------------|-------------------------------------|----------------|
| Bolero Jeep (BR56D8699) | 2025 | ICAR | 9,01,556/- | 3315 | Good |
| New Holland 6500 2WD Super Tractor | 2021-22 | Govt. of Bihar | 9,42,206/- | - | Good |
| Massey Ferguson Tractor | 2009 | ICAR | 3,82,000/- | - | Poor condition |
| Honda Motorcycle (9645) | 2015 | ICAR | 59,452/- | 28212 | Good |
| Honda Motorcycle (9646) | 2015 | ICAR | 59,452/- | 22174 | Good |

C) Equipment's & AV aids

| Name of the equipment | Year of purchase | Cost (Rs.) | Present status |
|---|------------------|-------------|----------------|
| Lab Implements | | | |
| BOD incubator, Laminar flow, Autoclave | 2013 | 2,35,501.00 | Good |
| Microscope (Simple) | 2014 | 10,000.00 | Good |
| AV Implements | | | |
| PA System, Codeless Mike, Projector Screen, and accessories | 2013 | 56,396.00 | Good |
| Sound System with Amplifier (Ahuja) | 2016 | 30165.00 | Good |
| Projector with tripod projector screen | 2016 | 52000.00 | |
| LED TV Panasonic | 2016 | 27200.00 | Good |
| Amplifier with Wireless Hand Mic | 2012 | 12500.00 | Good |
| Television LG | 2016 | 48000.00 | Good |
| Sony Sub-woofer Speaker Set | 2019 | 7830.00 | Good |
| Motorized Projector Screen with Wall mount setup | 2024 | 16,000.00 | Good |
| Video Camera - Handy cam | 2016 | 82871.00 | Good |
| Canon Photography Camera EOS (DSLR) | 2016 | 29600.00 | Good |
| Sony digital camera | 2019 | 23008.00 | Good |
| Farm Implements | | | |
| Cultivator – R 9 tyne | 2009 | 16120.00 | Good |
| Cultivator – S 9 tyne | 2009 | 18720.00 | Good |
| M.B. Plough – 1 | 2009 | 21320.00 | Good |
| Land Leveler – 1 | 2009 | 13000.00 | Good |
| Cage Wheel – 1 Pair | 2009 | 9048.00 | Good |
| Hood Hitch Bumper | 2009 | 17160.00 | Good |
| Spade – 04 | 2009 | 540.00 | Good |
| Hand Balance – 1 Set | 2009 | 364.00 | Good |
| Kirloskar Pumping set- 7 HP | 2011 | 36750.00 | Good |
| Gator Sprayer - 01 | 2011 | 3800.00 | Good |
| Multi Crop Thresher | 2012 | 99750.00 | Good |
| ZT Seed Drill – 9 tyne | 2011 | 39480.00 | Good |
| Tractor Drawn Reaper | 2011 | 57750.00 | Good |
| Sprinkler irrigation set | 2012 | 55000.00 | Good |
| Battery operated sprayer – 01 | 2014 | 3900.00 | Good |

| Name of the equipment | Year of purchase | Cost (Rs.) | Present status |
|---|------------------|---------------|----------------|
| Multi Crop Planter | 2021-22 | 88,019.00 | Good |
| Portable Rice/Wheat Seeder | 2021-22 | 20,000.00 | Good |
| New Holland 6500 2WD Super Tractor | 2021-22 | 9,42,206.00 | Good |
| Laser Land Leveler | 2021-22 | 3,05,000.00 | Good |
| Self-Propelled Vertical Conveyor Reaper | 2021-22 | 1,96,240.00 | Good |
| Weeder & Ridger | 2021-22 | 56,460.00 | Good |
| Tractor Trolley | 2021-22 | 1,79,200.00 | Good |
| Zero tillage | 2021-22 | 1,41,000.00 | Good |
| Raised Bed Planter | 2021-22 | 88,392.00 | Good |
| Tractor Mounted Sprayer | 2021-22 | 1,93,520.00 | Good |
| Rotary Hay Rake | 2021-22 | 3,79,724.00 | Good |
| Paddy Thresher | 2022-23 | 1,74,720.00 | Good |
| Green Seeker | 2022-23 | BAU Purchased | Good |
| Paddy Drum Seeder | 2022-23 | 39,999.00 | Good |
| Sewing Machine | 2025-26 | 14000.00 | Good |

1.8. A). Details of SAC meetings to be conducted in the year

| Sl. No. | Date |
|----------------------------------|------------------------|
| 1. Scientific Advisory Committee | June, 2026 (Tentative) |

Suggestions of SAC meeting

- In the rain-fed and green belt areas of the district, Green Manuring Crops (such as Cowpea) and similar varieties should be promoted under the State Government's Green Manure Promotion Policy, with the objective of enhancing organic matter content.
- A copy of the Krishi Vigyan Kendra's (Agricultural Science Centre) training calendar for the year 2025-26 should be provided to the district office of JEEViKA, and JEEViKA entrepreneurs should be added to the Centre's WhatsApp group.
- An extension worker training program should be organized for the Department of Agriculture's ATMs, BTMs, Agriculture Coordinators, Farmer Advisors, and JEEViKA Didis.
- Under the Cluster Frontline Demonstration (CFLD) and On-Farm Testing (OFT) initiatives, soil health testing of farmers' fields must be conducted mandatorily.
- Superior varieties of bio-fortified seeds should be incorporated into demonstrations involving food grains, oilseeds, and similar crops.

2. DETAILS OF MICRO-FARMING SITUATIONS OF THE DISTRICT

2.1 Micro-farming situations

a) Characteristics

| S. No. | Agro-Ecological situations (AES) | Existing Farming System (Crop+livestock+others) | Major soil types |
|--------|----------------------------------|---|---------------------------|
| 1 | AES-1 & 2 | <ul style="list-style-type: none"> Productive plain land, temporary water-logged situation in canal area. Rice wheat is major crop rotation followed by pulses, oil seeds, horticultural crops, live- stock etc. | Clay loam/sandy loam soil |
| 2 | AES- 3 | <ul style="list-style-type: none"> Salt affected soil, clay to clay loam, poor in N & Zn. crop restricted to rice-wheat, vegetables, fruit crops specially Aonla, livestock is a secondary enterprise. | Clay loam soil |
| 3 | AES-4 | <ul style="list-style-type: none"> Partially sub merged during rain. crop restricted to rice and wheat followed by vegetables and live-stock production including commercial poultry units. | Clay loam soil |
| 4 | AES-5 & 6 | <ul style="list-style-type: none"> Major crop restricted to pulses, oilseeds, rice, wheat and live-stock production. Ravenous area covered with perennial wild grasses. Major area under rainfed followed by assured irrigation. | Sandy loam soil |

b) Land Characteristics

| S.No | Agro-Ecological Situation (AES) | Topography | Drainage |
|------|---------------------------------|--|-----------------------------|
| 1. | AES-1 & 2 | Medium productive plain land. Temporary water logging during rainy season especially in ahar/paine/canal irrigated area. | Medium restricted drainage. |
| 2. | AES- 3 | Plain land, medium in topography | Freely drained |
| 3. | AES-4 | Medium to shallow medium land | Impaired drainage |
| 4. | AES-5 & 6 | Undulated land of medium topography | Almost fairly-drained soil |

c) AES-wise major problems

| S.No | Agro-Ecological Situation (AES) | Major problems | Rank |
|------|---------------------------------|---|------------------|
| 1. | AES-1 & 2 | <ul style="list-style-type: none"> Blue bull menace hindering crop intensification and crop diversification like rabi maize (in place of wheat), summer moong, vegetables and others. Large scale water logging of cropped area especially in Kharif. | Blue bull menace |

| S.No | Agro-Ecological Situation (AES) | Major problems | Rank |
|------|---------------------------------|--|---|
| 2. | AES- 3 | <ul style="list-style-type: none"> Cuscuta infestation in lentil (para crops) and others. Blue bull menace hindering crop intensification and crop diversification like rabi maize (in place of wheat), summer moong, vegetables and others. | 1. Blue bull menace 2. Cuscuta problem |
| 3. | AES-4 | <ul style="list-style-type: none"> Water logging/submergence of cropped area especially during Kharif season adversely affecting crop productivity. | 1. Water logging |
| 4. | AES-5 & 6 | <ul style="list-style-type: none"> Cuscuta infestation in lentil (para crops) and other rabi crops. Blue bull menace hindering crop intensification and crop diversification like rabi maize (in place of wheat), summer moong, vegetables and others. | 1. Blue bull menace 2. Cuscuta problem |

2.2. Area, Production and Productivity of major crops cultivated in the district (2025)

| S. No | Crop | Area (ha) | Production (MT.) | Productivity (Qt./ha) | Yield gap (q/ha) with respect to demo of last year | Yield gap (q/ha) with respect to potential yield |
|-------|----------------|-----------|------------------|-----------------------|--|--|
| 1 | Paddy | 19039 | 70296 | 36.92 | (+) 4.50 | - |
| 2 | Wheat | 11794 | 33206 | 28.15 | (+) 22.55 | - |
| 3 | Lentil | 2703 | 2400 | 8.88 | (+) 30.63 | - |
| 4 | Chickpea | 1424 | 1525 | 10.71 | (+) 35.38 | - |
| 5 | Potato | 787 | 18903 | 213.68 | (+) 66.60 | - |
| 6 | Onion | 332 | 13016 | 392.04 | - | - |
| 7 | Brinjal | 323 | 11190 | 346.40 | - | - |
| 8 | Mustard | 267 | 285 | 10.68 | (+) 0.65 | - |
| 9 | Lathyrus | 254 | 186 | 7.34 | - | - |
| 10 | Okra | 205 | 3130 | 152.68 | - | - |
| 11 | Cucurbits | 108 | 2906 | 269.00 | - | - |
| 12 | Tomato | 71 | 443 | 62.40 | - | - |
| 13 | Cabbage | 64 | 972 | 152.00 | - | - |
| 14 | Barley | 56 | 78 | 13.91 | - | - |
| 15 | Summer Moong | 49 | 29 | 5.96 | - | - |
| 16 | Pigeon pea | 31 | 51 | 16.33 | (+) 0.42 | - |
| 17 | Maize (Summer) | 18 | 102 | 56.91 | - | - |

Source: Directorate of Economics & Statistics, Bihar & District agriculture department.

Year: 2024-25

2.3. Weather data (2025-26)

| Year | Month | Rainfall (mm) | Temperature °C | | Relative Humidity (%) | |
|--------------|-----------|---------------|----------------|---------|-----------------------|---------|
| | | | Maximum | Minimum | Maximum | Minimum |
| 2025 | January | 0.0 | 30.77 | 6.84 | 88 | 48 |
| | February | 0.0 | 33.2 | 9.39 | 82 | 38 |
| | March | 0.0 | 42.02 | 12.38 | 72 | 28 |
| | April | 8.82 | 45.65 | 19.30 | 63 | 25 |
| | May | 22.22 | 45.32 | 23.97 | 68 | 32 |
| | June | 53.08 | 43.34 | 25.66 | 78 | 52 |
| | July | 196.52 | 36.25 | 25.53 | 89 | 72 |
| | August | 219.88 | 32.69 | 24.20 | 90 | 76 |
| | September | 57.32 | 32.48 | 24.19 | 89 | 72 |
| | October | 64.66 | 31.06 | 18.48 | 84 | 52 |
| | November | 10.24 | 27.75 | 9.55 | 80 | 42 |
| | December | 0.0 | 23.2 | 5.6 | 85 | 46 |
| Total | | 632.74 | | | | |
| 2026 | January | 0.0 | NA | NA | NA | NA |
| | February | 0.0 | NA | NA | NA | NA |
| | March | 2.5 | NA | NA | NA | NA |
| Total | | 2.5 | | | | |

2.4 Production and productivity of livestock, Poultry, Fisheries etc. in the district (2025)

| Category | Population | Production | Productivity | Productivity gap |
|------------------|------------|--------------------------------|----------------------|-------------------------|
| Cattle | | | | |
| Buffalo | 88085 | 600 – 900 per lactation | 4 – 5 lit/day | 2.9 lit/day |
| Sheep | 1995 | | Meat 10-11 Kg/animal | 3-5 Kg/animal |
| Goats | 37496 | | Meat 8.9 Kg/animal | 5-15 Kg/animal |
| Cattle | | | | |
| Crossbred | 20065 | 1755 – 2100 lit. per lactation | 6.6 lit/cow/day | 1.95 lit/cow/day |
| Indigenous | 50321 | 720 – 945 lit. per lactation | 3.4 lit/cow/day | 1.6 lit/cow/day |
| Pigs | 5389 | 60 – 80 Kg/animal | | 30 – 60 Kg/animal |
| Poultry | | | | |
| Hens | 93044 | 120 – 230 egg/bird/year | | 80 – 100 eggs/bird/year |
| Desi | 25362 | 80 eggs/bird/year | | 220 eggs/bird/year |
| Category | | Production (q) | Productivity | |
| Fish (Reservoir) | | 8.5 thousand tons | 3 tons/ha | 2 – 3 tons/ha |

*Statcal report

2.5 Details of Operational area / Villages

| Taluka | Name of the block | Name of the village | Major crops & enterprises | Existing yield (q/ha, number/year) | Major problem identified | Identified Thrust Areas |
|--------|-------------------|---------------------|----------------------------------|--|---|--|
| Arwal | Kaler | Musepur | Paddy, Wheat | Paddy: 40 q/ha Wheat: 30 q/ha | Traditional method of farming, Poor soil health | RCT, INM, IPM |
| | Kaler | Laxmanpur Bath | Paddy, Mustard | Paddy: 40 q/ha Mustard: 10 q/ha | Delay sowing, old variety of seed, Weed problem | RCT & IPM |
| | Arwal | Muradpur Huzra | Vegetables & Mushroom Production | Veg.: 150 q/ha Mushroom: 2.25 Kg/bag | Imbalanced use of nutrients in crop production, lack of seed availability | Income generation and value addition |
| | Arwal | Koriyam | Vegetables & Mushroom Production | Veg.: 160 q/ha Mushroom: 2.1 Kg/bag | Imbalanced use of nutrients in crop production, lack of seed availability | Income generation and value addition |
| | Karpi | Jhunathi | IFS & dairy | Milk: 6 L/day Veg.: 120 q/ha | Lack of quality seeds, lack of exotic breed | Seed Production & Livestock management |
| | Kaler | Sohsa | Paddy, Wheat & Vegetables | Paddy: 42 q/ha Wheat: 33 q/ha Veg.: 165 q/ha | Traditional method of farming, Poor soil health | RCT, INM, IPM |

2.6 Top five major priority thrust areas:

- To promote Integrated farming system (IFS) with horticultural crops, fishery, mushroom, beekeeping, goatry and poultry etc.
- Promotion of bio-fortified varieties to combat malnutrition.
- Diversification through pulse, millets, vegetable, fruit and medicinal crops.
- To promote Integrated Nutrient Management (INM), Integrated Pest Management and Weed management in major crops for sustainable agriculture.
- Empowerment of women in agriculture through agri based enterprises, farm mechanization and drudgery reduction.

3. TECHNICAL PROGRAMME

3 A. Details of targeted mandatory activities by KVK

| OFT | | FLD | | |
|----------------|-------------------|-----------|-------------------|-------------------|
| (1) | | (2) | | |
| Number of OFTs | Number of Farmers | Area (ha) | No of enterprises | Number of Farmers |
| 04 | 40 | 71.50 | 50 units | 500 |

| Training | | Extension Activities | |
|-------------------|------------------------|-------------------------------------|------------------------|
| (3) | | (4) | |
| Number of Courses | Number of Participants | Number of activities | Number of participants |
| 45 | 1125 | 6465 (under 27 Major Activities) | 12691 & Mass |

| Seed Production (Qtl.) | Planting material (Nos.) | Fish seed prod. (Nos) | Soil Samples |
|------------------------|--------------------------|-----------------------|--------------|
| (5) | (6) | (7) | (8) |
| 275.0 | 102000 | - | 400 |

3 B. Abstract of interventions to be undertaken

| S. No | Thrust area | Crop/ Enterprise | Identified Problem | Interventions | | | | | |
|-------|---|--------------------------------------|---|--|---|---|--|--|---|
| | | | | Title of OFT if any | Title of FLD if any | Title of Training if any | Title of training for extension personnel if any | Extension activities | Supply of seeds, planting materials etc. |
| 1 | 1) To increase the productivity of cereals, pulses and oilseed crops. 2) Promotion of bio-fortified varieties to combat hidden hunger or micronutrient malnutrition. | Paddy | 1) Use of traditional/local varieties due to unavailability of improved climate smart or HYV. 2) Unbalanced use of fertilizer and limited use of organic manure/compost & bio-fertilizer. 3) Lack of use of agricultural farm implements & machinery. | Assessment on efficacy of nano urea in Paddy | 1) Bio-fortified variety of Paddy. 2) Climate resilient Paddy var. Sabour Sampanna | 1) Integrated Farming Systems for Sustainable and Climate- Resilient Livelihoods 2) Improved package and practices of Rapeseed & Mustard cultivation 3) Scientific method of potato cultivation 4) Seed production of pulse crop 5) Scientific method of Millet cultivation 6) Late sown methods of wheat cultivation 7) Scientific cultivation of summer moong | 1) BGA & Azolla application in Rice cultivation 2) Zero tillage method in wheat | 1) Field day 2) Kisan Mela/ Goshtih/ Exhibition 3) Scientist visit to farmers' field 4) Diagnostic visits 5) Scientist-farmers interface 6) Farmers visit to KVK 7) Advisory services 8) Soil health camp 9) Lecture delivered as resource person 10) Special/live programmes | 1) Paddy 2) Wheat 3) Lentil 4) Potato 5) Nutri garden kit 6) Button mushroom 7) Veg. Seed Kit 8) Fruit saplings 9) Veg. Seedlings |
| 2 | 1) To promote Integrated Nutrient Management (INM), Integrated Pest Management and Weed management in major crops for sustainable agriculture. 2) To Popularizing RCT, Precision farming & Protected cultivation | Wheat | 1) Lack of awareness about crop diversification and Integrated farming system (IFS). | Assessment on efficacy of Nano DAP in Wheat | Bio-fortified variety of Wheat. | | | | |
| 3 | | Lentil | | | Bio-fortified variety of Lentil. | | | | |
| 4 | 1) Popularization of Course grain (Millets)/Shree Anna. | Multigrain flour | 1) Malnutrition among rural people, particularly women and children. | Assessment of Multigrain flour on health status of Pregnant Women. | - | 1) Preparation of supplementary food for 6-24 months old children through wheat and ragi 2) Requirement of nutrients for pre-school children 3) Preparation of mixed dalia for infant and pre-school going children 4) Low-cost nutrient recipes for pre-school children. | 1) Preparation of multigrain flour and dalia for 2 to 4 years children 2) Food preparation from locally available material for infant and pregnant lady | | |
| 5 | 1) Empowerment of women in agriculture. 2) preservation of fruits/vegetables | Storage loss minimization techniques | 1) Lack of cold storage and processing industries. | Assessment of post-harvest operations of vegetables for income generations of farming community. | | 1) Recipe made for rural pregnant women from locally available materials. | | | |
| 6 | 1) Promotion of bio-fortified varieties to combat hidden hunger or micronutrient malnutrition. | Paddy/Wheat/ Lentil/ Potato | 1) Malnutrition among rural people, particularly women and children. | | Bio-fortified variety of Potato/Paddy/Wheat/ Lentil | 2) Preparation of multigrain flour | | | |

| S. No | Thrust area | Crop/ Enterprise | Identified Problem | Interventions | | | | | |
|-------|---|---------------------|--------------------|---------------------|---|---|--|----------------------|--|
| | | | | Title of OFT if any | Title of FLD if any | Title of Training if any | Title of training for extension personnel if any | Extension activities | Supply of seeds, planting materials etc. |
| 7 | 1) Empowerment of women in agriculture. | Nutritional Garden | | | Nutritional Garden | 1) House hold food security by kitchen gardening. | | | |
| 8 | 1) To create self-employment of rural farmers/farm women and strengthen their economic condition by promoting mushroom production, preservation of fruits/vegetables, poultry and goat rearing, textiles & apparel designing. | | | | Button mushroom for high value product from crop residue. | 1) Button Mushroom Production technique 2) IFS for higher income | | | |

3.1 Technologies to be assessed

A.1 Abstract on the number of technologies to be assessed in respect of crops

| Thematic areas | Cereals | Oilseeds | Pulses | Commercial Crops | Vegetables | Fruits | Flower | Plantation crops | Tuber Crops | TOTAL |
|---|----------|----------|----------|------------------|------------|----------|----------|------------------|-------------|----------|
| Varietal Evaluation | - | - | - | - | - | - | - | - | - | - |
| Seed / Plant production | - | - | - | - | - | - | - | - | - | - |
| Weed Management | - | - | - | - | - | - | - | - | - | - |
| Integrated Crop Management | - | - | - | - | - | - | - | - | - | - |
| Integrated Nutrient Management | 4 | - | - | - | - | - | - | - | - | 4 |
| Integrated Farming System | - | - | - | - | - | - | - | - | - | - |
| Mushroom cultivation | - | - | - | - | - | - | - | - | - | - |
| Drudgery reduction | - | - | - | - | - | - | - | - | - | - |
| Farm machineries | - | - | - | - | - | - | - | - | - | - |
| Value addition | - | - | - | - | - | - | - | - | - | - |
| Integrated Pest Management | - | - | - | - | - | - | - | - | - | - |
| Integrated Disease Management | - | - | - | - | - | - | - | - | - | - |
| Resource conservation technology | - | - | - | - | - | - | - | - | - | - |
| Small Scale income generating enterprises | - | - | - | - | - | - | - | - | - | - |
| TOTAL | 4 | - | - | - | - | - | - | - | - | 4 |

A.2. Abstract on the number of technologies to be assessed in respect of livestock / enterprises

| Thematic areas | Cattle | Poultry | Sheep | Goat | Women/ Child | Post harvest Technology | TOTAL |
|---|--------|---------|-------|------|--------------|-------------------------|-------|
| Evaluation of Breeds | - | - | - | - | - | - | - |
| Nutrition Management | - | - | - | - | - | - | - |
| Disease of Management | - | - | - | - | - | - | - |
| Value Addition | - | - | - | - | - | - | - |
| Production and Management | - | - | - | - | - | - | - |
| Feed and fodder | - | - | - | - | - | - | - |
| Small Scale income generating enterprises | - | - | - | - | - | - | - |
| Women & Child care | - | - | - | - | 2 | 2 | - |
| Storage loss minimization techniques | - | - | - | - | - | - | - |
| TOTAL | - | - | - | - | 2 | 2 | - |

B. Details of all On Farm Trial in the given format

OFT – 1 (Agronomy)

| | |
|---|--|
| Crop | Rice |
| Season | Kharif 2026 |
| Main problem | Excessive use of chemical fertilizer and spiralling price of urea. |
| Main cause | Use of imbalance and irrational dose of chemical fertilizers particularly urea leads to increase in cost of cultivation. |
| Title of OFT | Assessment on efficacy of nano urea in Paddy |
| Farming situation | Soil type: - Sandy loam, Land type: - Medium/low land Irrigation type: - Canal/Tubewell, Previous crop: - Fallow |
| Thematic area | Integrated Nutrient Management |
| Farmer practice | T.O. I - RDF (120:60:40) Kg/ha |
| Technology option selected for assessment | T.O. II - 75% of RDN & 100% PK + Nano urea @500ml/acre (Single spray at 35 DAS) T.O. III - 50% of RDN & 100% PK + Nano urea @500ml/acre (2 Spray at 25-30 DAS and 50-55 DAS) |
| Source of technology | Annual Report 2021, ICAR-RCER, Patna |
| No of trial | 10 |
| Detail of critical input | Nano urea |
| Cost of individual critical input | Rs. 500/- |
| Total cost of critical input | Rs. 5000/- |
| Performance indicator to be recorded | (i) Technical indicator: - Yield (q/ha), No. of effective tillers (m ²), 1000 grain wt. (gm), Panicle wt. (gm), Straw yield (q/ha), Initial soil fertility status (ii) Economic indicator: - Cost of cultivation, Gross return, Net return, B:C ratio (iii) Farmers perception |

OFT – 2 (Agronomy)

| | |
|---|---|
| Crop | Wheat |
| Season | Rabi 2026-27 |
| Main problem | Excessive use of chemical fertilizer and spiralling price of DAP leads to increase in cost of cultivation. |
| Main cause | Use of imbalance and irrational dose of chemical fertilizers |
| Title of OFT | Assessment on efficacy of Nano DAP in Wheat |
| Farming situation | Soil type: - Sandy loam, Land type: - Medium/low land Irrigation type: - Canal/Tubewell, Previous crop: - Paddy |
| Thematic area | Integrated Nutrient Management |
| Farmer practice | T.O. I - RDF (120:60:40) Kg/ha |
| Technology option selected for assessment | T.O. II - 75% of RDF N:P and 100% K + One foliar spray with Nano DAP@500ml/acre (Single spray at 35 DAS) T.O. III - 50% of RDF N:P and 100% K + Two foliar spray with Nano DAP@500ml/acre at (35 DAS) and (60-65 DAS) |
| Source of technology | Annual Report 2022, ICAR-RCER, Patna |
| No of trial | 10 |
| Detail of critical input | Nano DAP |
| Cost of individual critical input | Rs. 1000/- |
| Total cost of critical input | Rs. 10000/- |
| Performance indicator to be recorded | (i) Technical indicator: - Plant Population (m ²) at 20 DAS, No. of effective tillers/Panicles (m ²) at 75 days, Panicle length (cm), Panicle wt. (gm), Test wt. (1000-Seed weight in gm), Yield (q/ha), Initial soil fertility status (ii) Economic indicator: - Cost of cultivation, Gross return, Net return, B:C ratio (iii) Farmers perception |

OFT – 3 (Home Science)

| | |
|-------------------|--|
| Crop | Multigrain flour |
| Season | Kharif/Rabi/Summer 2026-27 |
| Main problem | Poor nutritional status of Pregnant Women. |
| Main cause | No inclusion of nutritious millets in their diet. |
| Title of OFT | Assessment of Multigrain flour on health status of Pregnant Women. |
| Farming situation | Soil type: - Sandy loam, Land type: - Medium/low land Irrigation type: - Canal/Tubewell, Previous crop: - Paddy |

| | |
|---|---|
| Thematic area | Women and child care |
| Farmer practice | T.O. I - Local people consume Wheat flour only. |
| Technology option selected for assessment | T.O. II – Multigrain flour (65% Wheat flour + 15% Gram flour + 10% Ragi flour + 5% Bajra flour + 5% Soyabean flour) T.O. III – Multigrain flour (65% Wheat flour + 15% Gram flour + 10% Ragi flour + 10% Bajra flour) |
| Source of technology | Smt. VHD Central Institute of Home Science, Seshadri Road, Bangalore, 2019 |
| No of trial | 10 |
| Detail of critical input | Multigrain flour |
| Cost of individual critical input | Rs. 1000/- |
| Total cost of critical input | Rs. 10000/- |
| Performance indicator to be recorded | (i) Technical indicator: - Body Mass Index, Haemoglobin level and Sensory analysis (Taste, Texture, Colour, Flavour, Overall acceptability) (ii) Economic indicator (Cost of cultivation, Gross return, Net return, B:C ratio) (iii) Farmers perception |

OFT – 4 (Home Science)

| | |
|---|--|
| Crop | Vegetables |
| Season | Kharif/Rabi/Summer 2026-27 |
| Main problem | Low-income generation from vegetables due to lack of proper post-harvest handling |
| Main cause | Lack of knowledge about proper post-harvest management techniques |
| Title of OFT | Assessment of post-harvest operations of vegetables for income generations of farming community. |
| Farming situation | Soil type: - Sandy loam, Land type: - Medium/low land Irrigation type: - Canal/Tubewell, Previous crop: - Paddy/Wheat |
| Thematic area | Storage loss minimization techniques |
| Farmer practice | T.O. I – Marketing of vegetables without any post-harvest operation |
| Technology option selected for assessment | T.O. II – Marketing of vegetables after cleaning and pre-cooling T.O. III – Marketing of vegetables after cleaning, grading, pre-cooling and packaging |
| Source of technology | NRC for Women in Agriculture, Bhubaneswar, 2023. |
| No of trial | 10 |
| Detail of critical input | Plastic crates, PP bag and weighing machine |
| Cost of individual critical input | Rs. 1000/- |
| Total cost of critical input | Rs. 10000/- |
| Performance indicator to be recorded | (i) Technical indicator: - Monetary gain, Post harvest loss minimization (ii) Economic indicator (Cost of Cultivation, Gross Income, Net Income, B:C ratio) (iii) Farmers perception |

3.2 Frontline Demonstrations

A. Details of FLDs to be organized -

| Sl. No. | Crop | Thematic area | Technology for demonstration | Critical inputs | Season and year | Area (ha) | No. of farmers / demo. | Parameters identified (Yield related attributes, yield economics and farmers' perception) |
|---------|--------|---------------|--|-----------------|-----------------|-----------|------------------------|---|
| 1 | Paddy | ICM | Bio-fortified Paddy var. CR-Dhan 315 | Seed | Kharif 2026 | 10.0 | 25 | 1) Technical indicator (Yield (q/ha), No. of Panicle/sqm, Length of Panicle (cm), test weight (gm), Panicle weight (gm)) 2) Economic indicator (Cost of cultivation, Gross return, Net return, B:C ratio) 3) Farmer feedback |
| 2 | Paddy | ICM | Climate resilient Paddy var. Sabour Sampanna | Seed | Kharif 2026 | 10.0 | 25 | 1) Technical indicator (Yield (q/ha), No. of Panicle/sqm, Length of Panicle (cm), test weight (gm), Panicle weight (gm)) 2) Economic indicator (Cost of cultivation, Gross return, Net return, B:C ratio) 3) Farmer feedback |
| 3 | Wheat | ICM | Bio-fortified Wheat var. HD-3249 | Seed | Rabi 2026-27 | 10.0 | 25 | 1) Technical indicator (Yield (q/ha), No. of Spikelet/sqm, Length of Spikelet (cm), test weight (gm), Spikelet weight (gm)) 2) Economic indicator (Cost of cultivation, Gross return, Net return, B:C ratio) 3) Farmer feedback |
| 4 | Lentil | ICM | Bio-fortified Lentil var. IPL-220 | Seed | Rabi 2026-27 | 10.0 | 25 | 1) Technical indicator (Yield (q/ha), No. of Pods/Plant, No. of Branch/Plant, test weight (gm)) 2) Economic indicator (Cost of cultivation, Gross return, Net return, B:C ratio) |

| Sl. No. | Crop | Thematic area | Technology for demonstration | Critical inputs | Season and year | Area (ha) | No. of farmers / demo. | Parameters identified (Yield related attributes, yield economics and farmers' perception) |
|--------------|--------------------|--|---|---|---------------------------------|-----------|------------------------|---|
| | | | | | | | | 3) Farmer feedback |
| 5 | Potato | ICM | Bio-fortified Potato var. K. Neelkanth | Seed | Rabi 2026-27 | 0.5 | 20 | 1) Technical indicator (Tuber Yield (q/ha), No. of Tuber/Plant, Weight of Tuber/plant (gm)) 2) Economic indicator (Cost of cultivation, Gross return, Net return, B:C ratio) 3) Farmer feedback |
| 6 | Nutritional garden | House hold food security by Nutritional Garden | Nutrient management through Nutri Garden. | Fruits plant, vegetables kit and seedlings. | Kharif / Rabi/ Summer (2026-27) | 1.0 | 50 | 1) Technical indicator (Yield q/ha) 2) Economic indicator (Cost of cultivation, Gross return, Net return, B:C ratio) 3) Farmer feedback |
| 7 | Button Mushroom | Mushroom cultivation | Button mushroom cultivation | Button mushroom spawn, Compost, formalin, Bavistin, PP Bag, Casing materials etc. | Rabi 2026-27 | 50 units | 250 | 1) Technical indicator (Yield (kg/unit)) 2) Economic indicator (Cost of cultivation, Gross return, Net return, B:C ratio) 3) Farmer feedback |
| Total | | | | | | | 420 | |

Sponsored Demonstration

| Crop | Area (ha) | No. of farmers |
|---------------------------|-----------|----------------|
| Mustard (CFLD on Oilseed) | 50.0 | 125 |
| Lentil (CFLD on Pulses) | 10.0 | 25 |
| | | |

B. Extension and Training activities under FLDs

| S. No. | Activity | No. of activities | Month | Number of participants |
|--------|--------------------------------------|-------------------|--------------|------------------------|
| 1 | Farmers Training | 07 | I to IV Qtr | 175 |
| 2 | Field days | 07 | II & III Qtr | 350 |
| 3 | Media coverage | 10 | I to IV Qtr | Mass |
| 4 | Training for extension functionaries | 2 | II & III Qtr | 50 |

C. Details of FLD on Enterprises

(i) Farm Implements:- NA

| Name of the implement | Crop | Season and year | No. of farmers | Area (ha) | Critical inputs | Performance parameters / indicators |
|-----------------------|------|-----------------|----------------|-----------|-----------------|-------------------------------------|
| | | | | | | |
| | | | | | | |
| | | | | | | |
| | | | | | | |

(ii) Livestock Enterprises: NA

| Enterprise | Breed | No. of farmers | No. of animals, poultry birds/ha. etc. | Critical inputs | Performance parameters / indicators |
|------------|-------|----------------|--|-----------------|-------------------------------------|
| | | | | | |
| | | | | | |
| | | | | | |
| | | | | | |

Details of all FLD

FLD – 1 (Agronomy)

| | | | |
|--|--|----------------|----|
| Title of FLD | Demonstration on Bio-fortified variety of Paddy. | | |
| Season & Year | Kharif 2026 | | |
| Main Problem | Malnutrition among rural people and use of local traditional/high yielding varieties. | | |
| Main cause of problem | Deficient in zinc, iron and vitamin A content in major paddy varieties which is staple food habits of local people. | | |
| Full detail of farmer's Practice | High yielding variety of Paddy | | |
| Full detail of technology to be demonstrated | Paddy var. CR Dhan 315 | | |
| Source of Technology with year | ICAR-NRRI, Cuttack (2020) | | |
| Name of the Technology | Scientific cultivation of Bio-fortified Paddy variety | | |
| Thematic area | ICM | | |
| Name of villages | Bathe, Sohsa, Sarwarpur, Musepur | | |
| Farming situation | Soil type: - Sandy loam, Land type: - Medium/low land Irrigation type: - Canal/Tubewell, Previous crop: - Fallow | | |
| Area (ha)/Unit (No.) | 10 ha | No. of farmers | 25 |
| Performance indicator | (i) Technical indicator (Yield (q/ha), No. of Panicle/sqm, Length of Panicle (cm), test weight (gm), Panicle weight (gm)) (ii) Economic indicator (Cost of cultivation, Gross return, Net return, B:C ratio) (iii) Farmer feedback | | |

FLD – 2 (Agronomy)

| | | | |
|--|--|----------------|----|
| Title of FLD | Demonstration on Climate resilient Paddy var. Sabour Sampanna | | |
| Season & Year | Kharif 2026 | | |
| Main Problem | Low yield due to abrupt weather condition like flooding and drought | | |
| Main cause of problem | Due to change in rainfall pattern and infestation of pest & disease during Kharif season. | | |
| Full detail of farmer's Practice | High yielding Paddy variety MTU-7029 (Nati Mansoori)/Sonam | | |
| Full detail of technology to be demonstrated | Paddy var. Sabour Sampanna | | |
| Source of Technology with year | BAU Sabour (2021) | | |
| Name of the Technology | Scientific cultivation of Paddy var. Sabour Sampanna | | |
| Thematic area | ICM | | |
| Name of villages | Sohsa, Sarwarpur, Bathe, Chanda, Musepur | | |
| Farming situation | Soil type: - Sandy loam, Land type: - Medium/low land Irrigation type: - Canal/Tubewell, Previous crop: - Fallow | | |
| Area (ha)/Unit (No.) | 10 ha | No. of farmers | 25 |
| Performance indicator | (i) Technical indicator (Yield (q/ha), No. of Panicle/sqm, Length of Panicle (cm), test weight (gm), Panicle weight (gm)) (ii) Economic indicator (Cost of cultivation, Gross return, Net return, B:C ratio) (iii) Farmer feedback | | |

FLD – 3 (Agronomy)

| | | | |
|--|---|----------------|----|
| Title of FLD | Demonstration on Bio-fortified variety of Wheat. | | |
| Season & Year | Rabi 2026-27 | | |
| Main Problem | Malnutrition among rural people and cultivation of local traditional/high yielding varieties. | | |
| Main cause of problem | Deficient in zinc and iron content in major wheat varieties which is staple food habits of local people. | | |
| Full detail of farmer's Practice | High yielding variety of Wheat | | |
| Full detail of technology to be demonstrated | Wheat var. HD 3249 | | |
| Source of Technology with year | ICAR-IARI, New Delhi (2020) | | |
| Name of the Technology | Scientific cultivation of Bio-fortified Wheat variety | | |
| Thematic area | ICM | | |
| Name of villages | Bandhu Bigha, Kathrain, Bala Bigha, Bathe | | |
| Farming situation | Soil type: - Sandy loam, Land type: - Medium/low land Irrigation type: - Canal/Tubewell, Previous crop: - Paddy | | |
| Area (ha)/Unit (No.) | 10 ha | No. of farmers | 25 |
| Performance indicator | (i) Technical indicator (Yield (q/ha), No. of Spikelet/sqm, Length of Spikelet (cm), test weight (gm), Spikelet weight (gm)) (ii) Economic indicator (Cost of cultivation, Gross return, Net return, B:C ratio) (iii) Farmer feedback | | |

FLD – 4 (Agronomy)

| | | | |
|--|--|--|--|
| Title of FLD | Demonstration on Bio-fortified variety of Lentil. | | |
| Season & Year | Rabi 2026-27 | | |
| Main Problem | Malnutrition among rural people and cultivation of local traditional/high yielding varieties. | | |
| Main cause of problem | Deficient in zinc and iron content in major pulse varieties which is staple food habits of local people. | | |
| Full detail of farmer's Practice | High yielding variety of Lentil | | |
| Full detail of technology to be demonstrated | Lentil var. IPL 220 | | |
| Source of Technology with year | ICAR-IIPR, Kanpur (2018) | | |
| Name of the Technology | Cultivation of Bio-fortified Lentil variety | | |
| Thematic area | ICM | | |
| Name of villages | Prabhu Tola, Bodh Bigha, Belsar Chauki, Bandhu Bigha | | |
| Farming situation | Soil type: - Sandy loam, Land type: - Medium/low land | | |

| | | | |
|-----------------------|---|----------------|----|
| | Irrigation type: - Canal/Tubewell, Previous crop: - Paddy | | |
| Area (ha)/Unit (No.) | 10 ha | No. of farmers | 25 |
| Performance indicator | (i) Technical indicator (Yield (q/ha), No. of Pods/Plant, No. of Branch/Plant, test weight (gm)) (ii) Economic indicator (Cost of cultivation, Gross return, Net return, B:C ratio) (iii) Farmer feedback | | |

FLD – 5 (Agronomy)

| | | | |
|--|---|----------------|----|
| Title of FLD | Demonstration on Bio-fortified variety of Potato | | |
| Season & Year | Rabi 2026-27 | | |
| Main Problem | Nutritional deficiency among rural people and cultivation of local traditional/high yielding varieties. | | |
| Main cause of problem | Deficient in carotenoids and anthocyanins content in major potato varieties which is staple food habits of local people. | | |
| Full detail of farmer's Practice | High yielding variety of Potato | | |
| Full detail of technology to be demonstrated | Potato var. Kufri Neelkanth | | |
| Source of Technology with year | ICAR-CPRI, Shimla (2018) | | |
| Name of the Technology | Scientific cultivation of Bio-fortified Potato variety | | |
| Thematic area | ICM | | |
| Name of villages | Sarwarpur, Bandhu Bigha, Musepur, Sohsa & Mainpura | | |
| Farming situation | Soil type: - Sandy loam, Land type: - Medium/low land Irrigation type: - Canal/Tubewell, Previous crop: - Paddy | | |
| Area (ha)/Unit (No.) | 0.5 ha | No. of farmers | 20 |
| Performance indicator | (i) Technical indicator (Tuber Yield (q/ha), No. of Tuber/Plant, Weight of Tuber/plant (gm)) (ii) Economic indicator (Cost of cultivation, Gross return, Net return, B:C ratio) (iii) Farmer feedback | | |

FLD – 6 (Home Science)

| | | | |
|--|---|----------------|----|
| Title of FLD | Demonstration of establishment of Nutritional Garden | | |
| Season & Year | Kharif / Rabi/ Summer (2026-27) | | |
| Main Problem | Malnutrition (stunting, wasting and underweight) among rural women and children. | | |
| Main cause of problem | Lack of knowledge of nutrients deficiency, unavailability of good quality of vegetables/fruit plants, low economic condition and intake of unbalance diet (vitamins & minerals) | | |
| Full detail of farmer's Practice | No scientific method uses by farmers | | |
| Full detail of technology to be demonstrated | Prepare seasonal calendar, crop selection, layout of NG, IPM/IDM, training, demonstration of fruits plant, vegetables kit and seedlings. | | |
| Source of Technology with year | Bihar Agricultural University, Sabour, Bhagalpur (2010) | | |
| Name of the Technology | Nutrient management through Nutri Garden. | | |
| Thematic area | House hold nutritional security by Nutritional Garden | | |
| Name of villages | Sarwarpur, Amir bigha, Muradpur Huzra, Koriyam & Bara | | |
| Farming situation | Soil type: - Sandy loam, Land type: - Medium/low land Irrigation type: - Canal/Tubewell, Previous crop: - Paddy/Wheat | | |
| Area (ha)/Unit (No.) | 1.0 ha | No. of farmers | 50 |
| Performance indicator | (i) Technical indicator (Yield q/ha) (ii) Economic indicator (Cost of cultivation, Gross return, Net return, B:C ratio) (iii) Farmer feedback | | |

FLD – 7 (Home Science)

| | | | |
|--|--|----------------|-----|
| Title of FLD | Demonstration on Button mushroom for high value product from crop residue. | | |
| Season & Year | Rabi 2026-27 | | |
| Main Problem | Low-income and malnutrition among rural people. | | |
| Main cause of problem | Unavailability of spawn, lack of technical knowledge about button mushroom cultivation | | |
| Full detail of farmer's Practice | Cultivation of vegetable and other crops | | |
| Full detail of technology to be demonstrated | Button mushroom spawn, Compost, formalin, Bavistin, PP Bag, Casing materials etc. | | |
| Source of Technology with year | NRC, Solan, H.P. (1990s) | | |
| Name of the Technology | Button mushroom cultivation | | |
| Thematic area | Mushroom cultivation | | |
| Name of villages | Baidrabad, Sarwarpur, Koriyam & Bara | | |
| Farming situation | Soil type: - Sandy loam, Land type: - Medium/low land Irrigation type: - Canal/Tubewell, Previous crop: - Paddy | | |
| Area (ha)/Unit (No.) | 50 unit (5 Kg spawn with kit/unit) | No. of farmers | 250 |
| Performance indicator | (i) Technical indicator (Yield (kg/unit)) (ii) Economic indicator (Cost of cultivation, Gross return, Net return, B:C ratio) (iii) Farmer feedback | | |

3.3 Training (Including the sponsored and FLD training programmes): **Note: 25 participants per training**

A) ON Campus

| Thematic Area | No. of Courses | No. of Participants | | | | | | Grand Total |
|---|----------------|---------------------|--------|-------|-------|--------|-------|-------------|
| | | Others | | | SC/ST | | | |
| | | Male | Female | Total | Male | Female | Total | |
| (A) Farmers & Farm Women | | | | | | | | |
| I Crop Production | | | | | | | | |
| Weed Management | | | | | | | | |
| Resource Conservation Technologies | 2 | 36 | 6 | 50 | 6 | 4 | 10 | 60 |
| Cropping Systems | | | | | | | | |
| Crop Diversification | | | | | | | | |
| Site specific nutrient management | | | | | | | | |
| Integrated Farming | 1 | 22 | 3 | 25 | 3 | 2 | 5 | 30 |
| Water management | | | | | | | | |
| Seed production | | | | | | | | |
| Nursery management | | | | | | | | |
| Integrated Crop Management | 1 | 22 | 3 | 25 | 3 | 2 | 5 | 30 |
| Fodder production | 1 | 22 | 3 | 25 | 3 | 2 | 5 | 30 |
| Production of organic inputs | 1 | 22 | 3 | 25 | 3 | 2 | 5 | 30 |
| Natural farming | | | | | | | | |
| II Horticulture | | | | | | | | |
| a) Vegetable Crops | | | | | | | | |
| Production of low volume and high value crops | | | | | | | | |
| Off-season vegetables | | | | | | | | |
| Nursery raising | | | | | | | | |
| Exotic vegetables like Broccoli | | | | | | | | |
| Export potential vegetables | | | | | | | | |
| Grading and standardization | | | | | | | | |
| Protective cultivation (Green Houses, Shade Net etc.) | | | | | | | | |
| Natural farming | | | | | | | | |
| b) Fruits | | | | | | | | |
| Training and Pruning | | | | | | | | |
| Layout and Management of Orchards | | | | | | | | |
| Cultivation of Fruit | | | | | | | | |
| Management of young plants/orchards | | | | | | | | |
| Rejuvenation of old orchards | | | | | | | | |
| Export potential fruits | | | | | | | | |
| Micro irrigation systems of orchards | | | | | | | | |
| Plant propagation techniques | | | | | | | | |
| c) Ornamental Plants | | | | | | | | |
| Nursery Management | | | | | | | | |
| Management of potted plants | | | | | | | | |
| Export potential of ornamental plants | | | | | | | | |
| Propagation techniques of Ornamental Plants | | | | | | | | |
| d) Plantation crops | | | | | | | | |
| Production and Management technology | | | | | | | | |
| Processing and value addition | | | | | | | | |
| e) Tuber crops | | | | | | | | |
| Production and Management technology | | | | | | | | |
| Processing and value addition | | | | | | | | |
| f) Spices | | | | | | | | |
| Production and Management technology | | | | | | | | |
| Processing and value addition | | | | | | | | |
| g) Medicinal and Aromatic Plants | | | | | | | | |
| Nursery management | | | | | | | | |
| Production and management technology | | | | | | | | |
| Post harvest technology and value addition | | | | | | | | |
| III Soil Health and Fertility Management | | | | | | | | |
| Soil fertility management | | | | | | | | |
| Soil and Water Conservation | | | | | | | | |
| Integrated Nutrient Management | | | | | | | | |
| Production and use of organic inputs | | | | | | | | |
| Management of Problematic soils | | | | | | | | |
| Micro nutrient deficiency in crops | | | | | | | | |
| Nutrient Use Efficiency | | | | | | | | |
| Soil and Water Testing | | | | | | | | |
| IV Livestock Production and Management | | | | | | | | |
| Dairy Management | | | | | | | | |
| Poultry Management | | | | | | | | |
| Piggery Management | | | | | | | | |
| Rabbit Management/goat | | | | | | | | |
| Disease Management | | | | | | | | |
| Feed management | | | | | | | | |
| Production of quality animal products | | | | | | | | |
| V Home Science/Women empowerment | | | | | | | | |

| Thematic Area | No. of Courses | No. of Participants | | | | | | Grand Total |
|--|----------------|---------------------|------------|------------|-----------|-----------|-----------|-------------|
| | | Others | | | SC/ST | | | |
| | | Male | Female | Total | Male | Female | Total | |
| Household food security by kitchen gardening and nutrition gardening | | | | | | | | |
| Design and development of low/minimum cost diet | 1 | 0 | 25 | 25 | 0 | 5 | 5 | 30 |
| Designing and development for high nutrient efficiency diet | 1 | 0 | 25 | 25 | 0 | 5 | 5 | 30 |
| Minimization of nutrient loss in processing | | | | | | | | |
| Gender mainstreaming through SHGs | | | | | | | | |
| Storage loss minimization techniques | | | | | | | | |
| Value addition | 2 | 0 | 50 | 50 | 0 | 10 | 10 | 60 |
| Income generation activities for empowerment of rural Women | 1 | 0 | 25 | 25 | 0 | 5 | 5 | 30 |
| Location specific drudgery reduction technologies | | | | | | | | |
| Rural Crafts | | | | | | | | |
| Women and child care | 1 | 0 | 25 | 25 | 0 | 5 | 5 | 30 |
| VI Agril. Engineering | | | | | | | | |
| Installation and maintenance of micro irrigation systems | | | | | | | | |
| Use of Plastics in farming practices | | | | | | | | |
| Production of small tools and implements | | | | | | | | |
| Repair and maintenance of farm machinery and implements | | | | | | | | |
| Small scale processing and value addition | | | | | | | | |
| Post Harvest Technology | | | | | | | | |
| VII Plant Protection | | | | | | | | |
| Integrated Pest Management | | | | | | | | |
| Integrated Disease Management | | | | | | | | |
| Bio-control of pests and diseases | | | | | | | | |
| Production of bio control agents and bio pesticides | | | | | | | | |
| VIII Fisheries | | | | | | | | |
| Integrated fish farming | | | | | | | | |
| Carp breeding and hatchery management | | | | | | | | |
| Carp fry and fingerling rearing | | | | | | | | |
| Composite fish culture | | | | | | | | |
| Hatchery management and culture of freshwater prawn | | | | | | | | |
| Breeding and culture of ornamental fishes | | | | | | | | |
| Portable plastic carp hatchery | | | | | | | | |
| Pen culture of fish and prawn | | | | | | | | |
| Shrimp farming | | | | | | | | |
| Edible oyster farming | | | | | | | | |
| Pearl culture | | | | | | | | |
| Fish processing and value addition | | | | | | | | |
| IX Production of Inputs at site | | | | | | | | |
| Seed Production | | | | | | | | |
| Planting material production | | | | | | | | |
| Bio-agents production | | | | | | | | |
| Bio-pesticides production | | | | | | | | |
| Bio-fertilizer production | | | | | | | | |
| Vermi-compost production | | | | | | | | |
| Organic manures production | | | | | | | | |
| Production of fry and fingerlings | | | | | | | | |
| Production of Bee-colonies and wax sheets | | | | | | | | |
| Small tools and implements | | | | | | | | |
| Production of livestock feed and fodder | | | | | | | | |
| Production of Fish feed | | | | | | | | |
| X Capacity Building and Group Dynamics | | | | | | | | |
| Leadership development | | | | | | | | |
| Group dynamics | | | | | | | | |
| Formation and Management of SHGs/FPOs etc | | | | | | | | |
| Mobilization of social capital | | | | | | | | |
| Entrepreneurial development of farmers/youths | | | | | | | | |
| WTO and IPR issues | | | | | | | | |
| XI Agro-forestry | | | | | | | | |
| Production technologies | | | | | | | | |
| Nursery management | | | | | | | | |
| Integrated Farming Systems | | | | | | | | |
| XII Others (Pl. Specify) | | | | | | | | |
| TOTAL | 12 | 108 | 132 | 240 | 18 | 42 | 60 | 280 |
| (B) RURAL YOUTH | | | | | | | | |
| Mushroom Production | 1 | 18 | 2 | 20 | 3 | 2 | 5 | 25 |
| Bee-keeping | | | | | | | | |
| Integrated farming | 2 | 36 | 4 | 40 | 6 | 4 | 10 | 50 |
| Seed production | 1 | 18 | 2 | 20 | 3 | 2 | 5 | 25 |
| Production of organic inputs | 1 | 18 | 2 | 20 | 3 | 2 | 5 | 25 |
| Integrated Farming (Medicinal) | | | | | | | | |
| Planting material production | | | | | | | | |

| Thematic Area | No. of Courses | No. of Participants | | | | | | Grand Total |
|---|----------------|---------------------|------------|------------|-----------|-----------|------------|-------------|
| | | Others | | | SC/ST | | | |
| | | Male | Female | Total | Male | Female | Total | |
| Vermi-culture | 1 | 18 | 2 | 20 | 3 | 2 | 5 | 25 |
| Sericulture | | | | | | | | |
| Protected cultivation of vegetable crops | | | | | | | | |
| Commercial fruit production | | | | | | | | |
| Repair and maintenance of farm machinery and implements | | | | | | | | |
| Nursery Management of Horticulture crops | | | | | | | | |
| Training and pruning of orchards | | | | | | | | |
| Value addition | 2 | 4 | 36 | 40 | 4 | 6 | 10 | 50 |
| Production of quality animal products | | | | | | | | |
| Dairying | | | | | | | | |
| Sheep and goat rearing | | | | | | | | |
| Quail farming | | | | | | | | |
| Piggery | | | | | | | | |
| Rabbit farming | | | | | | | | |
| Poultry production | | | | | | | | |
| Ornamental fisheries | | | | | | | | |
| Para vets | | | | | | | | |
| Para extension workers | | | | | | | | |
| Composite fish culture | | | | | | | | |
| Freshwater prawn culture | | | | | | | | |
| Shrimp farming | | | | | | | | |
| Pearl culture | | | | | | | | |
| Cold water fisheries | | | | | | | | |
| Fish harvest and processing technology | | | | | | | | |
| Fry and fingerling rearing | | | | | | | | |
| Small scale processing | | | | | | | | |
| Post Harvest Technology | | | | | | | | |
| Tailoring and Stitching | 1 | 2 | 18 | 20 | 2 | 3 | 5 | 25 |
| Rural Crafts | 1 | 2 | 18 | 20 | 2 | 3 | 5 | 25 |
| TOTAL | 10 | 116 | 84 | 200 | 26 | 24 | 50 | 250 |
| (C) Extension Personnel | | | | | | | | |
| Productivity enhancement in field crops | | | | | | | | |
| Integrated Pest Management | | | | | | | | |
| Integrated Nutrient management | 1 | 18 | 2 | 20 | 3 | 2 | 5 | 25 |
| Rejuvenation of old orchards | | | | | | | | |
| Protected cultivation technology | | | | | | | | |
| Formation and Management of SHGs | | | | | | | | |
| Group Dynamics and farmers organization | | | | | | | | |
| Information networking among farmers | | | | | | | | |
| Capacity building for ICT application | | | | | | | | |
| Care and maintenance of farm machinery and implements | | | | | | | | |
| WTO and IPR issues | | | | | | | | |
| Management in farm animals | | | | | | | | |
| Livestock feed and fodder production | | | | | | | | |
| Household food security | | | | | | | | |
| Women and Child care | 2 | 0 | 40 | 40 | 0 | 10 | 10 | 50 |
| Low cost and nutrient efficient diet designing | | | | | | | | |
| Production and use of organic inputs | | | | | | | | |
| Gender mainstreaming through SHGs | | | | | | | | |
| Any other (Pl. Specify) | 1 | 18 | 2 | 20 | 3 | 2 | 5 | 25 |
| TOTAL | 4 | 36 | 44 | 80 | 6 | 14 | 20 | 100 |
| G. Total | 23 | 222 | 238 | 460 | 42 | 73 | 115 | 555 |

B) OFF Campus Note: 25 participants per training

| Thematic Area | No. of Courses | No. of Participants | | | | | | Grand Total |
|-------------------------------------|----------------|---------------------|--------|-------|-------|--------|-------|-------------|
| | | Others | | | SC/ST | | | |
| | | Male | Female | Total | Male | Female | Total | |
| (A) Farmers & Farm Women | | | | | | | | |
| I Crop Production | | | | | | | | |
| Weed Management | 1 | 18 | 2 | 20 | 3 | 2 | 5 | 25 |
| Resource Conservation Technologies | | | | | | | | |
| Cropping Systems | | | | | | | | |
| Crop Diversification | | | | | | | | |
| Integrated Farming | | | | | | | | |
| Water management | 1 | 18 | 2 | 20 | 3 | 2 | 5 | 25 |
| Seed production | | | | | | | | |
| Nursery management | 1 | 18 | 2 | 20 | 3 | 2 | 5 | 25 |
| Integrated Crop Management | 4 | 72 | 8 | 80 | 12 | 8 | 20 | 100 |
| Fodder production | | | | | | | | |

| Thematic Area | No. of Courses | No. of Participants | | | | | | Grand Total |
|--|----------------|---------------------|--------|-------|-------|--------|-------|-------------|
| | | Others | | | SC/ST | | | |
| | | Male | Female | Total | Male | Female | Total | |
| Production of organic inputs | | | | | | | | |
| Others (INM) | 2 | 36 | 4 | 40 | 6 | 4 | 10 | 50 |
| II Horticulture | | | | | | | | |
| a) Vegetable Crops | | | | | | | | |
| Production of low volume and high value crops | | | | | | | | |
| Off-season vegetables | | | | | | | | |
| Nursery raising | | | | | | | | |
| Exotic vegetables like Broccoli | | | | | | | | |
| Export potential vegetables | | | | | | | | |
| Grading and standardization | | | | | | | | |
| Protective cultivation (Green Houses, Shade Net etc.) | | | | | | | | |
| b) Fruits | | | | | | | | |
| Training and Pruning | | | | | | | | |
| Layout and Management of Orchards | | | | | | | | |
| Cultivation of Fruit | | | | | | | | |
| Management of young plants/orchards | | | | | | | | |
| Rejuvenation of old orchards | | | | | | | | |
| Export potential fruits | | | | | | | | |
| Micro irrigation systems of orchards | | | | | | | | |
| Plant propagation techniques | | | | | | | | |
| c) Ornamental Plants | | | | | | | | |
| Nursery Management | | | | | | | | |
| Management of potted plants | | | | | | | | |
| Export potential of ornamental plants | | | | | | | | |
| Propagation techniques of Ornamental Plants | | | | | | | | |
| d) Plantation crops | | | | | | | | |
| Production and Management technology | | | | | | | | |
| Processing and value addition | | | | | | | | |
| e) Tuber crops | | | | | | | | |
| Production and Management technology | | | | | | | | |
| Processing and value addition | | | | | | | | |
| f) Spices | | | | | | | | |
| Production and Management technology | | | | | | | | |
| Processing and value addition | | | | | | | | |
| g) Medicinal and Aromatic Plants | | | | | | | | |
| Nursery management | | | | | | | | |
| Production and management technology | | | | | | | | |
| Post harvest technology and value addition | | | | | | | | |
| III Soil Health and Fertility Management | | | | | | | | |
| Soil fertility management | | | | | | | | |
| Soil and Water Conservation | | | | | | | | |
| Integrated Nutrient Management | | | | | | | | |
| Production and use of organic inputs | | | | | | | | |
| Management of Problematic soils | | | | | | | | |
| Micro nutrient deficiency in crops | | | | | | | | |
| Nutrient Use Efficiency | | | | | | | | |
| Soil and Water Testing | | | | | | | | |
| IV Livestock Production and Management | | | | | | | | |
| Dairy Management | | | | | | | | |
| Poultry Management | | | | | | | | |
| Piggery Management | | | | | | | | |
| Rabbit Management /goat | | | | | | | | |
| Disease Management | | | | | | | | |
| Feed management | | | | | | | | |
| Production of quality animal products | | | | | | | | |
| V Home Science/Women empowerment | | | | | | | | |
| Household food security by kitchen gardening and nutrition gardening | 4 | 0 | 80 | 80 | 0 | 20 | 20 | 100 |
| Design and development of low/minimum cost diet | | | | | | | | |
| Designing and development for high nutrient efficiency diet | | | | | | | | |
| Minimization of nutrient loss in processing | | | | | | | | |
| Gender mainstreaming through SHGs | | | | | | | | |
| Storage loss minimization techniques | 1 | 0 | 20 | 20 | 0 | 5 | 5 | 25 |
| Value addition | | | | | | | | |
| Income generation activities for empowerment of rural Women | 1 | 0 | 20 | 20 | 0 | 5 | 5 | 25 |

| Thematic Area | No. of Courses | No. of Participants | | | | | | Grand Total |
|--|----------------|---------------------|------------|------------|-----------|-----------|-----------|-------------|
| | | Others | | | SC/ST | | | |
| | | Male | Female | Total | Male | Female | Total | |
| Location specific drudgery reduction technologies | | | | | | | | |
| Rural Crafts | | | | | | | | |
| Women and child care | 4 | 0 | 80 | 80 | 0 | 20 | 20 | 100 |
| VI Agril. Engineering | | | | | | | | |
| Installation and maintenance of micro irrigation systems | | | | | | | | |
| Use of Plastics in farming practices | | | | | | | | |
| Production of small tools and implements | | | | | | | | |
| Repair and maintenance of farm machinery and implements | | | | | | | | |
| Small scale processing and value addition | | | | | | | | |
| Post Harvest Technology | | | | | | | | |
| VII Plant Protection | | | | | | | | |
| Integrated Pest Management | | | | | | | | |
| Integrated Disease Management | | | | | | | | |
| Bio-control of pests and diseases | | | | | | | | |
| Production of bio control agents and bio pesticides | | | | | | | | |
| VIII Fisheries | | | | | | | | |
| Integrated fish farming | | | | | | | | |
| Carp breeding and hatchery management | | | | | | | | |
| Carp fry and fingerling rearing | | | | | | | | |
| Composite fish culture | | | | | | | | |
| Hatchery management and culture of freshwater prawn | | | | | | | | |
| Breeding and culture of ornamental fishes | | | | | | | | |
| Portable plastic carp hatchery | | | | | | | | |
| Pen culture of fish and prawn | | | | | | | | |
| Shrimp farming | | | | | | | | |
| Edible oyster farming | | | | | | | | |
| Pearl culture | | | | | | | | |
| Fish processing and value addition | | | | | | | | |
| IX Production of Inputs at site | | | | | | | | |
| Seed Production | | | | | | | | |
| Planting material production (Horti.) | | | | | | | | |
| Bio-agents production | | | | | | | | |
| Bio-pesticides production | | | | | | | | |
| Bio-fertilizer production | | | | | | | | |
| Vermi-compost production (Horti.) | | | | | | | | |
| Organic manures production (A.S.) | | | | | | | | |
| Production of fry and fingerlings | | | | | | | | |
| Production of Bee-colonies and wax sheets | | | | | | | | |
| Small tools and implements | | | | | | | | |
| Production of livestock feed and fodder | | | | | | | | |
| Production of Fish feed | | | | | | | | |
| X Capacity Building and Group Dynamics | | | | | | | | |
| Leadership development | | | | | | | | |
| Group dynamics | | | | | | | | |
| Formation and Management of SHGs(HS) | | | | | | | | |
| Mobilization of social capital | | | | | | | | |
| Entrepreneurial development of farmers/youths (Agro) | | | | | | | | |
| WTO and IPR issues | | | | | | | | |
| XI Agro-forestry | | | | | | | | |
| Production technologies | | | | | | | | |
| Nursery management | | | | | | | | |
| Integrated Farming Systems (Agro) | | | | | | | | |
| XII Others (Pl. Specify) | | | | | | | | |
| TOTAL | 19 | 162 | 218 | 380 | 27 | 68 | 95 | 475 |

C) Consolidated table (ON and OFF Campus)

| Thematic Area | No. of Courses | No. of Participants | | | | | | Grand Total |
|--|----------------|---------------------|--------|-------|-------|--------|-------|-------------|
| | | Others | | | SC/ST | | | |
| | | Male | Female | Total | Male | Female | Total | |
| (A) Farmers & Farm Women | | | | | | | | |
| I Crop Production | | | | | | | | |
| Weed Management | 1 | 18 | 2 | 20 | 3 | 2 | 5 | 25 |
| Resource Conservation Technologies | 2 | 36 | 4 | 40 | 6 | 4 | 10 | 50 |
| Cropping Systems | 0 | 0 | 0 | 0 | 0 | 0 | 0 | 0 |
| Crop Diversification | 0 | 0 | 0 | 0 | 0 | 0 | 0 | 0 |
| Integrated Farming | 1 | 18 | 2 | 20 | 3 | 2 | 5 | 25 |
| Water management | 1 | 18 | 2 | 20 | 3 | 2 | 5 | 25 |
| Seed production | 0 | 0 | 0 | 0 | 0 | 0 | 0 | 0 |
| Nursery management | 1 | 0 | 0 | 0 | 0 | 0 | 0 | 0 |
| Integrated Crop Management | 5 | 90 | 10 | 100 | 15 | 10 | 25 | 125 |
| Fodder production | 1 | 18 | 2 | 20 | 3 | 2 | 5 | 25 |
| Production of organic inputs | 1 | 18 | 2 | 20 | 3 | 2 | 5 | 25 |
| Others (INM) | 2 | 36 | 4 | 40 | 6 | 4 | 10 | 50 |
| II Horticulture | | | | | | | | |
| a) Vegetable Crops | | | | | | | | |
| Production of low volume and high value crops | 0 | 0 | 0 | 0 | 0 | 0 | 0 | 0 |
| Off-season vegetables | 0 | 0 | 0 | 0 | 0 | 0 | 0 | 0 |
| Nursery raising | 0 | 0 | 0 | 0 | 0 | 0 | 0 | 0 |
| Exotic vegetables like Broccoli | 0 | 0 | 0 | 0 | 0 | 0 | 0 | 0 |
| Export potential vegetables | 0 | 0 | 0 | 0 | 0 | 0 | 0 | 0 |
| Grading and standardization | 0 | 0 | 0 | 0 | 0 | 0 | 0 | 0 |
| Protective cultivation (Green Houses, Shade Net etc.) | 0 | 0 | 0 | 0 | 0 | 0 | 0 | 0 |
| b) Fruits | | | | | | | | |
| Training and Pruning | 0 | 0 | 0 | 0 | 0 | 0 | 0 | 0 |
| Layout and Management of Orchards | 0 | 0 | 0 | 0 | 0 | 0 | 0 | 0 |
| Cultivation of Fruit | 0 | 0 | 0 | 0 | 0 | 0 | 0 | 0 |
| Management of young plants/orchards | 0 | 0 | 0 | 0 | 0 | 0 | 0 | 0 |
| Rejuvenation of old orchards | 0 | 0 | 0 | 0 | 0 | 0 | 0 | 0 |
| Export potential fruits | 0 | 0 | 0 | 0 | 0 | 0 | 0 | 0 |
| Micro irrigation systems of orchards | 0 | 0 | 0 | 0 | 0 | 0 | 0 | 0 |
| Plant propagation techniques | 0 | 0 | 0 | 0 | 0 | 0 | 0 | 0 |
| c) Ornamental Plants | | | | | | | | |
| Nursery Management | 0 | 0 | 0 | 0 | 0 | 0 | 0 | 0 |
| Management of potted plants | 0 | 0 | 0 | 0 | 0 | 0 | 0 | 0 |
| Export potential of ornamental plants | 0 | 0 | 0 | 0 | 0 | 0 | 0 | 0 |
| Propagation techniques of Ornamental Plants | 0 | 0 | 0 | 0 | 0 | 0 | 0 | 0 |
| d) Plantation crops | | | | | | | | |
| Production and Management technology | 0 | 0 | 0 | 0 | 0 | 0 | 0 | 0 |
| Processing and value addition | 0 | 0 | 0 | 0 | 0 | 0 | 0 | 0 |
| e) Tuber crops | | | | | | | | |
| Production and Management technology | 0 | 0 | 0 | 0 | 0 | 0 | 0 | 0 |
| Processing and value addition | 0 | 0 | 0 | 0 | 0 | 0 | 0 | 0 |
| f) Spices | | | | | | | | |
| Production and Management technology | 0 | 0 | 0 | 0 | 0 | 0 | 0 | 0 |
| Processing and value addition | 0 | 0 | 0 | 0 | 0 | 0 | 0 | 0 |
| g) Medicinal and Aromatic Plants | | | | | | | | |
| Nursery management | 0 | 0 | 0 | 0 | 0 | 0 | 0 | 0 |
| Production and management technology | 0 | 0 | 0 | 0 | 0 | 0 | 0 | 0 |
| Post harvest technology and value addition | 0 | 0 | 0 | 0 | 0 | 0 | 0 | 0 |
| III Soil Health and Fertility Management | | | | | | | | |
| Soil fertility management | 0 | 0 | 0 | 0 | 0 | 0 | 0 | 0 |
| Soil and Water Conservation | 0 | 0 | 0 | 0 | 0 | 0 | 0 | 0 |
| Integrated Nutrient Management | 0 | 0 | 0 | 0 | 0 | 0 | 0 | 0 |
| Production and use of organic inputs | 0 | 0 | 0 | 0 | 0 | 0 | 0 | 0 |
| Management of Problematic soils | 0 | 0 | 0 | 0 | 0 | 0 | 0 | 0 |
| Micro nutrient deficiency in crops | 0 | 0 | 0 | 0 | 0 | 0 | 0 | 0 |
| Nutrient Use Efficiency | 0 | 0 | 0 | 0 | 0 | 0 | 0 | 0 |
| Soil and Water Testing | 0 | 0 | 0 | 0 | 0 | 0 | 0 | 0 |
| IV Livestock Production and Management | | | | | | | | |
| Dairy Management | 0 | 0 | 0 | 0 | 0 | 0 | 0 | 0 |
| Poultry Management | 0 | 0 | 0 | 0 | 0 | 0 | 0 | 0 |
| Piggery Management | 0 | 0 | 0 | 0 | 0 | 0 | 0 | 0 |
| Rabbit Management/goat | 0 | 0 | 0 | 0 | 0 | 0 | 0 | 0 |
| Disease Management | 0 | 0 | 0 | 0 | 0 | 0 | 0 | 0 |
| Feed management | 0 | 0 | 0 | 0 | 0 | 0 | 0 | 0 |
| Production of quality animal products | 0 | 0 | 0 | 0 | 0 | 0 | 0 | 0 |
| V Home Science/Women empowerment | | | | | | | | |
| Household food security by kitchen gardening and nutrition gardening | 4 | 0 | 80 | 80 | 0 | 20 | 20 | 100 |
| Design and development of low/minimum cost diet | 1 | 0 | 20 | 20 | 0 | 5 | 5 | 25 |

| Thematic Area | No. of Courses | No. of Participants | | | | | | Grand Total |
|---|----------------|---------------------|------------|------------|-----------|------------|------------|-------------|
| | | Others | | | SC/ST | | | |
| | | Male | Female | Total | Male | Female | Total | |
| Designing and development for high nutrient efficiency diet | 1 | 0 | 20 | 20 | 0 | 5 | 5 | 25 |
| Minimization of nutrient loss in processing | 0 | 0 | 0 | 0 | 0 | 0 | 0 | 0 |
| Gender mainstreaming through SHGs | 0 | 0 | 0 | 0 | 0 | 0 | 0 | 0 |
| Storage loss minimization techniques | 1 | 0 | 20 | 20 | 0 | 5 | 5 | 25 |
| Value addition | 2 | 0 | 40 | 40 | 0 | 10 | 10 | 50 |
| Income generation activities for empowerment of rural Women | 2 | 0 | 40 | 40 | 0 | 10 | 10 | 50 |
| Location specific drudgery reduction technologies | 0 | 0 | 0 | 0 | 0 | 0 | 0 | 0 |
| Rural Crafts | 0 | 0 | 0 | 0 | 0 | 0 | 0 | 0 |
| Women and child care | 5 | 0 | 100 | 100 | 0 | 25 | 25 | 125 |
| VI Agril. Engineering | | | | | | | | |
| Installation and maintenance of micro irrigation systems | 0 | 0 | 0 | 0 | 0 | 0 | 0 | 0 |
| Use of Plastics in farming practices | 0 | 0 | 0 | 0 | 0 | 0 | 0 | 0 |
| Production of small tools and implements | 0 | 0 | 0 | 0 | 0 | 0 | 0 | 0 |
| Repair and maintenance of farm machinery and implements | 0 | 0 | 0 | 0 | 0 | 0 | 0 | 0 |
| Small scale processing and value addition | 0 | 0 | 0 | 0 | 0 | 0 | 0 | 0 |
| Post Harvest Technology | 0 | 0 | 0 | 0 | 0 | 0 | 0 | 0 |
| VII Plant Protection | | | | | | | | |
| Integrated Pest Management | 0 | 0 | 0 | 0 | 0 | 0 | 0 | 0 |
| Integrated Disease Management | 0 | 0 | 0 | 0 | 0 | 0 | 0 | 0 |
| Bio-control of pests and diseases | 0 | 0 | 0 | 0 | 0 | 0 | 0 | 0 |
| Production of bio control agents and bio pesticides | 0 | 0 | 0 | 0 | 0 | 0 | 0 | 0 |
| VIII Fisheries | | | | | | | | |
| Integrated fish farming | 0 | 0 | 0 | 0 | 0 | 0 | 0 | 0 |
| Carp breeding and hatchery management | 0 | 0 | 0 | 0 | 0 | 0 | 0 | 0 |
| Carp fry and fingerling rearing | 0 | 0 | 0 | 0 | 0 | 0 | 0 | 0 |
| Composite fish culture | 0 | 0 | 0 | 0 | 0 | 0 | 0 | 0 |
| Hatchery management and culture of freshwater prawn | 0 | 0 | 0 | 0 | 0 | 0 | 0 | 0 |
| Breeding and culture of ornamental fishes | 0 | 0 | 0 | 0 | 0 | 0 | 0 | 0 |
| Portable plastic carp hatchery | 0 | 0 | 0 | 0 | 0 | 0 | 0 | 0 |
| Pen culture of fish and prawn | 0 | 0 | 0 | 0 | 0 | 0 | 0 | 0 |
| Shrimp farming | 0 | 0 | 0 | 0 | 0 | 0 | 0 | 0 |
| Edible oyster farming | 0 | 0 | 0 | 0 | 0 | 0 | 0 | 0 |
| Pearl culture | 0 | 0 | 0 | 0 | 0 | 0 | 0 | 0 |
| Fish processing and value addition | 0 | 0 | 0 | 0 | 0 | 0 | 0 | 0 |
| IX Production of Inputs at site | | | | | | | | |
| Seed Production | 0 | 0 | 0 | 0 | 0 | 0 | 0 | 0 |
| Planting material production | 0 | 0 | 0 | 0 | 0 | 0 | 0 | 0 |
| Bio-agents production | 0 | 0 | 0 | 0 | 0 | 0 | 0 | 0 |
| Bio-pesticides production | 0 | 0 | 0 | 0 | 0 | 0 | 0 | 0 |
| Bio-fertilizer production | 0 | 0 | 0 | 0 | 0 | 0 | 0 | 0 |
| Vermi-compost production | 0 | 0 | 0 | 0 | 0 | 0 | 0 | 0 |
| Organic manures production | 0 | 0 | 0 | 0 | 0 | 0 | 0 | 0 |
| Production of fry and fingerlings | 0 | 0 | 0 | 0 | 0 | 0 | 0 | 0 |
| Production of Bee-colonies and wax sheets | 0 | 0 | 0 | 0 | 0 | 0 | 0 | 0 |
| Small tools and implements | 0 | 0 | 0 | 0 | 0 | 0 | 0 | 0 |
| Production of livestock feed and fodder | 0 | 0 | 0 | 0 | 0 | 0 | 0 | 0 |
| Production of Fish feed | 0 | 0 | 0 | 0 | 0 | 0 | 0 | 0 |
| X Capacity Building and Group Dynamics | | | | | | | | |
| Leadership development | 0 | 0 | 0 | 0 | 0 | 0 | 0 | 0 |
| Group dynamics | 0 | 0 | 0 | 0 | 0 | 0 | 0 | 0 |
| Formation and Management of SHGs | 0 | 0 | 0 | 0 | 0 | 0 | 0 | 0 |
| Mobilization of social capital | 0 | 0 | 0 | 0 | 0 | 0 | 0 | 0 |
| Entrepreneurial development of farmers/youths | 0 | 0 | 0 | 0 | 0 | 0 | 0 | 0 |
| WTO and IPR issues | 0 | 0 | 0 | 0 | 0 | 0 | 0 | 0 |
| XI Agro-forestry | | | | | | | | |
| Production technologies | 0 | 0 | 0 | 0 | 0 | 0 | 0 | 0 |
| Nursery management | 0 | 0 | 0 | 0 | 0 | 0 | 0 | 0 |
| Integrated Farming Systems | 0 | 0 | 0 | 0 | 0 | 0 | 0 | 0 |
| Sponsored training | 0 | 0 | 0 | 0 | 0 | 0 | 0 | 0 |
| TOTAL | 31 | 270 | 350 | 620 | 45 | 110 | 155 | 775 |
| (B) RURAL YOUTH | | | | | | | | |
| Mushroom Production | 1 | 18 | 2 | 20 | 3 | 2 | 5 | 25 |
| Bee-keeping | 0 | 0 | 0 | 0 | 0 | 0 | 0 | 0 |
| Integrated farming | 2 | 36 | 4 | 40 | 6 | 4 | 10 | 50 |
| Seed production | 1 | 18 | 2 | 20 | 3 | 2 | 5 | 25 |
| Production of organic inputs | 1 | 18 | 2 | 20 | 3 | 2 | 5 | 25 |
| Integrated Farming | 0 | 0 | 0 | 0 | 0 | 0 | 0 | 0 |
| Planting material production | 0 | 0 | 0 | 0 | 0 | 0 | 0 | 0 |
| Vermi-culture | 1 | 18 | 2 | 20 | 3 | 2 | 5 | 25 |
| Sericulture | 0 | 0 | 0 | 0 | 0 | 0 | 0 | 0 |
| Protected cultivation of vegetable crops | 0 | 0 | 0 | 0 | 0 | 0 | 0 | 0 |
| Commercial fruit production | 0 | 0 | 0 | 0 | 0 | 0 | 0 | 0 |
| Repair and maintenance of farm machinery and implements | 0 | 0 | 0 | 0 | 0 | 0 | 0 | 0 |

| Thematic Area | No. of Courses | No. of Participants | | | | | | Grand Total |
|---|----------------|---------------------|------------|------------|-----------|------------|------------|-------------|
| | | Others | | | SC/ST | | | |
| | | Male | Female | Total | Male | Female | Total | |
| Nursery Management of Horticulture crops | 0 | 0 | 0 | 0 | 0 | 0 | 0 | 0 |
| Training and pruning of orchards | 0 | 0 | 0 | 0 | 0 | 0 | 0 | 0 |
| Value addition | 2 | 4 | 36 | 40 | 4 | 6 | 10 | 50 |
| Production of quality animal products | 0 | 0 | 0 | 0 | 0 | 0 | 0 | 0 |
| Dairying | 0 | 0 | 0 | 0 | 0 | 0 | 0 | 0 |
| Sheep and goat rearing | 0 | 0 | 0 | 0 | 0 | 0 | 0 | 0 |
| Quail farming | 0 | 0 | 0 | 0 | 0 | 0 | 0 | 0 |
| Piggery | 0 | 0 | 0 | 0 | 0 | 0 | 0 | 0 |
| Rabbit farming | 0 | 0 | 0 | 0 | 0 | 0 | 0 | 0 |
| Poultry production | 0 | 0 | 0 | 0 | 0 | 0 | 0 | 0 |
| Ornamental fisheries | 0 | 0 | 0 | 0 | 0 | 0 | 0 | 0 |
| Para vets | 0 | 0 | 0 | 0 | 0 | 0 | 0 | 0 |
| Para extension workers | 0 | 0 | 0 | 0 | 0 | 0 | 0 | 0 |
| Composite fish culture | 0 | 0 | 0 | 0 | 0 | 0 | 0 | 0 |
| Freshwater prawn culture | 0 | 0 | 0 | 0 | 0 | 0 | 0 | 0 |
| Shrimp farming | 0 | 0 | 0 | 0 | 0 | 0 | 0 | 0 |
| Pearl culture | 0 | 0 | 0 | 0 | 0 | 0 | 0 | 0 |
| Cold water fisheries | 0 | 0 | 0 | 0 | 0 | 0 | 0 | 0 |
| Fish harvest and processing technology | 0 | 0 | 0 | 0 | 0 | 0 | 0 | 0 |
| Fry and fingerling rearing | 0 | 0 | 0 | 0 | 0 | 0 | 0 | 0 |
| Small scale processing | 0 | 0 | 0 | 0 | 0 | 0 | 0 | 0 |
| Post Harvest Technology | 0 | 0 | 0 | 0 | 0 | 0 | 0 | 0 |
| Tailoring and Stitching | 1 | 2 | 18 | 20 | 2 | 3 | 5 | 25 |
| Rural Crafts | 1 | 2 | 18 | 20 | 2 | 3 | 5 | 25 |
| TOTAL | 10 | 116 | 84 | 200 | 26 | 24 | 50 | 250 |
| (C) Extension Personnel | | | | | | | | |
| Productivity enhancement in field crops | 0 | 0 | 0 | 0 | 0 | 0 | 0 | 0 |
| Integrated Pest Management | 0 | 0 | 0 | 0 | 0 | 0 | 0 | 0 |
| Integrated Nutrient management | 1 | 18 | 2 | 20 | 3 | 2 | 5 | 25 |
| Rejuvenation of old orchards | 0 | 0 | 0 | 0 | 0 | 0 | 0 | 0 |
| Protected cultivation technology | 0 | 0 | 0 | 0 | 0 | 0 | 0 | 0 |
| Formation and Management of SHGs | 0 | 0 | 0 | 0 | 0 | 0 | 0 | 0 |
| Group Dynamics and farmers organization | 0 | 0 | 0 | 0 | 0 | 0 | 0 | 0 |
| Information networking among farmers | 0 | 0 | 0 | 0 | 0 | 0 | 0 | 0 |
| Capacity building for ICT application | 0 | 0 | 0 | 0 | 0 | 0 | 0 | 0 |
| Care and maintenance of farm machinery and implements | 0 | 0 | 0 | 0 | 0 | 0 | 0 | 0 |
| WTO and IPR issues | 0 | 0 | 0 | 0 | 0 | 0 | 0 | 0 |
| Management in farm animals | 0 | 0 | 0 | 0 | 0 | 0 | 0 | 0 |
| Livestock feed and fodder production | 0 | 0 | 0 | 0 | 0 | 0 | 0 | 0 |
| Household food security | 0 | 0 | 0 | 0 | 0 | 0 | 0 | 0 |
| Women and Child care | 2 | 0 | 40 | 40 | 0 | 10 | 10 | 50 |
| Low cost and nutrient efficient diet designing | 0 | 0 | 0 | 0 | 0 | 0 | 0 | 0 |
| Production and use of organic inputs | 0 | 0 | 0 | 0 | 0 | 0 | 0 | 0 |
| Gender mainstreaming through SHGs | 0 | 0 | 0 | 0 | 0 | 0 | 0 | 0 |
| Any other (Pl. Specify) | 1 | 18 | 2 | 20 | 3 | 2 | 5 | 25 |
| Total | 4 | 36 | 44 | 80 | 6 | 14 | 20 | 100 |
| G. TOTAL | 45 | 422 | 478 | 900 | 77 | 148 | 225 | 1125 |

Details of training programmes attached in **Annexure -I**

3.4. Extension Activities (including activities of FLD programmes)

| Nature of Extension Activity | No. of activities | Farmers | | | Extension Officials | | | Total | | |
|--|-------------------|---------|--------|-------|---------------------|--------|-------|-------|--------|-------|
| | | Male | Female | Total | Male | Female | Total | Male | Female | Total |
| Field Day | 7 | 300 | 50 | 350 | 35 | 15 | 50 | 335 | 65 | 400 |
| Kisan Mela | 1 | 350 | 150 | 500 | 8 | 2 | 10 | 308 | 152 | 510 |
| Kisan Ghosti | 5 | 200 | 50 | 250 | 25 | 15 | 40 | 225 | 65 | 290 |
| Exhibition | 3 | - | - | Mass | - | - | - | - | - | Mass |
| Film Show | 80 | - | - | Mass | - | - | - | - | - | Mass |
| Farmers Seminar | - | - | - | - | - | - | - | - | - | - |
| Workshop | 2 | 150 | 50 | 200 | 20 | 5 | 25 | 170 | 55 | 225 |
| Group meetings | 1 | 40 | 10 | 50 | 10 | 5 | 25 | 50 | 15 | 65 |
| Lectures delivered as resource persons | 15 | 300 | 75 | 375 | 15 | 15 | 30 | 315 | 90 | 405 |
| Newspaper coverage | 10 | - | - | Mass | - | - | - | - | - | Mass |
| Radio talks | - | - | - | - | - | - | - | - | - | - |
| TV talks | - | - | - | - | - | - | - | - | - | - |
| Popular articles | 5 | - | - | Mass | - | - | - | - | - | Mass |
| Extension Literature | 10 | - | - | Mass | - | - | - | - | - | Mass |
| Advisory Services | 1200 | 800 | 400 | 1200 | 45 | 5 | 50 | 845 | 405 | 1250 |
| Scientific visit to farmers | 50 | 400 | 100 | 500 | 50 | 50 | 100 | 450 | 150 | 600 |

| Nature of Extension Activity | No. of activities | Farmers | | | Extension Officials | | | Total | | |
|---|-------------------|-------------|-------------|--------------|---------------------|------------|------------|-------------|-------------|--------------|
| | | Male | Female | Total | Male | Female | Total | Male | Female | Total |
| field | | | | | | | | | | |
| Farmers visit to KVK | 5000 | 2300 | 2700 | 5000 | 6 | 4 | 10 | 2306 | 2704 | 5010 |
| Diagnostic visits | 20 | 120 | 80 | 200 | 20 | 20 | 40 | 124 | 100 | 240 |
| Exposure visits | 5 | 200 | 50 | 250 | 5 | 5 | 10 | 205 | 55 | 260 |
| Ex-trainees Sammelan | 2 | 75 | 25 | 100 | 2 | 4 | 6 | 77 | 29 | 106 |
| Soil health Camp | 10 | 350 | 50 | 400 | 15 | 5 | 20 | 365 | 55 | 420 |
| Animal Health Camp | 2 | 80 | 20 | 100 | 10 | 5 | 15 | 90 | 25 | 115 |
| Agri mobile clinic | - | - | - | - | - | - | - | - | - | - |
| Soil test campaigns | 2 | 90 | 10 | 100 | 10 | 5 | 15 | 100 | 15 | 115 |
| Farm Science Club | 2 | 80 | 20 | 100 | 10 | 5 | 15 | 90 | 25 | 115 |
| Conveners meet | | | | | | | | | | |
| Self Help Group Conveners meetings | 1 | 40 | 10 | 50 | 3 | 2 | 5 | 43 | 12 | 55 |
| Mahila Mandals Conveners meetings | - | - | - | - | - | - | - | - | - | - |
| Celebration of important days (specify) | 16 | 250 | 250 | 500 | 80 | 32 | 112 | 330 | 282 | 612 |
| Krishi Mohostva | 12 | 1200 | 300 | 1500 | 50 | 25 | 75 | 1250 | 325 | 1575 |
| Krishi Rath | 2 | 160 | 40 | 200 | 10 | 5 | 15 | 170 | 45 | 215 |
| Pre Kharif workshop | 1 | 40 | 10 | 50 | 2 | 2 | 3 | 42 | 12 | 54 |
| Pre Rabi workshop | 1 | 40 | 10 | 50 | 2 | 2 | 3 | 42 | 12 | 54 |
| PPVFRA workshop | - | - | - | - | - | - | - | - | - | - |
| Any Other (Specify) | - | - | - | - | - | - | - | - | - | - |
| Total | 6465 | 7565 | 4460 | 12025 | 433 | 233 | 674 | 7932 | 4693 | 12691 |

3.5 Target for Production and supply of Technological products

A) SEED MATERIALS

| Sl. No. | Crop | Variety | Quantity (qtl.) |
|-------------------------|------------|---------------------------------------|-----------------|
| CEREALS | Paddy | R. Sweta | 60.0 |
| | Paddy | Sab. Sampanna | 140.0 |
| | Wheat | HD-2967 | 75.0 |
| | Wheat | HD-3249 | 35.0 |
| OILSEEDS | Mustard | BPM-11 | 10.0 |
| PULSES | Lentil | IPL-220 | 5.0 |
| | Green gram | MH-1142 (Mohini) / IPM 410-3 (Shikha) | 6.0 |
| VEGETABLES | Potato | Kufri Neelkanth | 150.0 |
| OTHERS (Specify) | | | |

B) PLANTING MATERIALS

| Sl. No. | Crop | Variety | Quantity (Nos.) |
|-------------------------|-------------|-------------------------------|-----------------|
| FRUITS | Guava | Allahabad Safeda / L-49 | 1000 |
| | Citrus | Purbi Kagji | 1000 |
| SPICES | | | |
| VEGETABLES | Cabbage | Pusa Hybrid-1 | 20000 |
| | Cauliflower | Sabour Agrim / Kashi Gobhi-25 | 20000 |
| | Tomato | Kashi Chayan | 20000 |
| | Brinjal | Kashi Vijay / Kashi Uttam | 20000 |
| | Chilli | Kashi Garima | 20000 |
| FOREST SPECIES | | | |
| ORNAMENTAL CROPS | | | |
| | | Total | 102000 |

C) BIO-PRODUCT:

| Sl. No. | Product Name | Species | Quantity | |
|-----------------------|---------------|---------|----------|------|
| | | | No | (kg) |
| BIO PESTICIDES | | | | |
| 1. | Vermi-compost | - | - | 500 |
| 2 | Biochar | - | - | 250 |

D) LIVESTOCK: NA

| Sl. No. | Type | Breed | Quantity | |
|---------|-------------|-------|----------|------|
| | | | (Nos) | Unit |
| | Cattle | | | |
| | GOAT | | | |
| | SHEEP | | | |
| | POULTRY | | | |
| | Pig farming | | | |
| | FISHERIES | | | |

3.6 Literature to be Developed/Published

(A) KVK News Letter

Date of start : 2009-10
 Number of copies to be published : 2000


(B) Literature to be developed/published

| S. No. | Topic | Number |
|--------------|--------------------------------|-----------|
| 1 | Research paper each scientist | 01 |
| 2 | Technical reports | 04 |
| 3 | News letters | 02 |
| 4 | Training manual all discipline | 06 |
| 5 | Popular article | 04 |
| 6 | Extension literature | 04 |
| Total | | 21 |

(C) Details of Electronic Media to be Produced

| S. No. | Type of media (CD / VCD / DVD / Audio-Cassette, whatsapp group, mobile app, etc.) | Title of the product | Number |
|--------|---|-----------------------------------|--------|
| 1 | WhatsApp group | Advisories & Extension activities | 25 |
| 2 | Kisan Sarathi | Advisories & Literature | 24 |
| 3 | Facebook | Advisories & Extension activities | 120 |

3.7. Success stories/Case studies identified for development as a case:-

| | |
|----------------------------------|---|
| a. Brief introduction/Background | Farmer Sri Girendra Kumar, S/O Sri Ram Lakhna Singh, Vill + Post- Fatehpur Sanda, Block-Arwal, District- Arwal Land holding 3 acres, Small Production System, irrigated medium land, loamy clay soil. Traditionally lentil is grown as para-crop and as broadcast sowing after harvest of Paddy. Traditional Desi variety of lentil is largely grown in this area where sowing is done without any seed treatment. These varieties are having low and unsustainable productivity. Imbalanced fertilization and poor soil organic matter status often results in yield impairment. |
| b. Interventions/process | High yielding variety IPL 316, seed treatment with fungicide, Rhizobium, use of PSB in conjunction with FYM and balanced use of inorganic fertilizers. |
| c. Output | Seed treatment with fungicide, Rhizobium and use of PSB. Integrated Nutrient Management involving use of Rhizobium, PSB and FYM in conjunction with balanced inorganic fertilization resulted in higher productivity of Lentil. |
| d. Outcomes | 9.95 q/ha yield |
| e. Impact | Higher yield of lentil in demonstration plots in comparison to local check resulted in positive response from farming community towards this technological intervention. |
| i) Social economic | Gross Income: Rs. 66,913/-, Net Income: Rs. 38,443/- |
| ii) Bio-Physical | More than 30% farmers satisfied to adopt this technology. |
| f. Good Action Photographs |  |

3.8 Indicate the specific training need analysis tools/methodology followed for

Practicing Farmers

- a) Bench mark survey
- b) Field level observations
- c) Farmer group discussions

Rural Youth

- a) Bench mark survey
- b) Field level observations
- c) Farmer group discussions
- d) Questionnaire & Schedule

In-service personnel

- a) Bench mark survey
- b) Farmer group discussions
- c) Field level observations

3.9 Indicate the methodology for identifying OFTs/FLDs

For OFT:

- i) PRA
- ii) Problem identified from Matrix based ranking & analysis ✓
- iii) Field level observations ✓
- iv) Farmer group discussions ✓
- v) Others if any

For FLD:

- i) New variety/technology ✓
- ii) Poor yield at farmers level ✓
- iii) Existing cropping system ✓
- iv) Others if any

3.10 Field activities

- i. Name of villages identified/adopted with block name (from which year) -
Musepur (Kaler), Bathe (Kaler), Sohsa (Kaler), Lodipur (Kaler), Mainpura (Kaler), Koriyam (Arwal), Muradpur Hujra (Arwal), Amir Bigha (Kaler), Raj Kharsa (Kaler), Sarwarpur (Kaler), Jhunathi (Karpi), Sonbhadra (Banshi)
- ii. No. of farm families selected per village: **50-100**
- iii. No. of PRA conducted: - **05**
- iv. No. of technologies taken to the adopted villages: **07**
- v. Name of the technologies found suitable by the farmers of the adopted villages: **Bio-fortified variety, Climate resilient variety, Mushroom, ZT**
- vi. Impact (production, income, employment, area/technological– horizontal/vertical)
- vii. Constraints if any in the continued application of these improved technologies

3.11. Activities of Soil and Water Testing Laboratory

Status of establishment of Lab:

1. Year of establishment : NA

2. List of equipment's purchase with amount

| Sl. No. | Name of the equipment | Quantity | Cost (Rs) |
|---------|-----------------------|----------|-----------|
| 1 | NA | NA | NA |

3. Targets of samples for analysis:

| Details | No. of Samples | No. of Farmers | No. of Villages | Amount to be realized |
|--------------|----------------|----------------|-----------------|-----------------------|
| Soil Samples | 400 | 400 | 10 | 45000 |
| Water | - | - | - | - |
| Plant | - | - | - | - |
| Total | 400 | 400 | 10 | 45000 |

4.0 LINKAGES

4.1 Functional linkage with different organizations/department

| Sl.No. | Name of organization | Nature of Linkage | Outcome of linkage |
|--------|--|---|--------------------|
| 1. | ICAR Complex for East region Patna | Technical know-how of water saving technology for different crop. | - |
| 2. | Agricultural Technology Management Agency (ATMA), Arwal | Conduct training and demonstration in the farmers' field. | - |
| 3. | District Agricultural Office, Arwal | Technical feedback, Human Resource development & transfer of technology. | - |
| 4. | District Horticulture Office, Arwal | Technical feedback, Human Resource development & transfer of technology. | - |
| 5. | District Dairy Development Office, Arwal | Technical feedback, Human Resource development & transfer of technology. | - |
| 6. | District Animal Husbandry Office, Arwal | Technical feedback on dairy development | - |
| 7. | Bihar Agricultural Management Extension Training Institute (BAMETI), Patna | Technical feedback, Human Resource development transfer of technology. | - |
| 8. | Women & Child Development Dept., Arwal/ ICDS | Technical feedback, Human Resource development & transfer of technology. | - |
| 9. | JEEVIKA, Arwal and other NGOs of the district | Capacity building of farmers, farm women and rural youth for income generation. | - |
| 10. | NABARD | Creating Awareness on Agriculture among farmers and formation of Kisan club | - |
| 11. | BSDM, Patna | Skill Development Training | - |
| 12. | ASCI, New Delhi | Skill Development Training | - |
| 13. | LDM, Arwal | Creating Awareness on financial support in Agriculture among farmers | - |
| 14. | Other KVKs of the state | Seed & planting material, training and exposure visit of farmer. | - |

4.2 Details of linkage with ATMA

a) Is ATMA implemented in your district Yes/No

| S. No. | Programme | Nature of linkage | Outcome of linkage |
|--------|---|-------------------|--------------------|
| 1 | Kharif Mahabhiyan | Training | - |
| 2 | Rabi Mahabhiyan | Training | - |
| 3 | Kisan Chaupal | Training | - |
| 4 | Farm Mechanization Fair | Training | - |
| 5 | Scientist-Farmers Interface organized by ATMA | Training | - |

5. Utilization of Hostel facilities: NA

| S. No. | Programme | No. of days |
|--------------|-----------|-------------|
| 1 | | |
| 2 | | |
| Total | | |

6. Partnership with departments for technology out scaling (proposed):

Annexure - I

Training Programme

i) Farmers & Farm women (On Campus)

| Date | Clientele | Title of the training programme | Duration in days | Number of participants | | | Number of SC/ST | | | G. Total | Month of training |
|------------------------|-----------|--|------------------|------------------------|---|----|-----------------|---|---|----------|-------------------|
| | | | | M | F | T | M | F | T | | |
| Crop Production | | | | | | | | | | | |
| | PF/FW | Integrated Farming System for higher Income | 2 | 18 | 2 | 20 | 3 | 2 | 5 | 25 | Apr-26 |
| | PF/FW | Direct seeding method of Rice | 2 | 18 | 2 | 20 | 3 | 2 | 5 | 25 | Jun-26 |
| | PF/FW | Improved package and practices of Rapeseed & Mustard cultivation | 2 | 18 | 2 | 20 | 3 | 2 | 5 | 25 | Sep-26 |
| | PF/FW | Zero tillage method of wheat cultivation | 1 | 18 | 2 | 20 | 3 | 2 | 5 | 25 | Oct-26 |
| | PF/FW | Green fodder production for milch animals | 1 | 18 | 2 | 20 | 3 | 2 | 5 | 25 | Dec-26 |
| | PF/FW | Green manuring for better soil health | 2 | 18 | 2 | 20 | 3 | 2 | 5 | 25 | Mar-27 |
| Horticulture | | | | | | | | | | | |
| | PF/FW | | | | | | | | | | |
| | PF/FW | | | | | | | | | | |
| Livestock prod. | | | | | | | | | | | |
| | PF/FW | | | | | | | | | | |
| | PF/FW | | | | | | | | | | |
| Agril. Engg. | | | | | | | | | | | |
| | PF/FW | | | | | | | | | | |

| Date | Clientele | Title of the training programme | Duration in days | Number of participants | | | Number of SC/ST | | | G. Total | Month of training |
|--------------------|-----------|--|------------------|------------------------|----|----|-----------------|---|---|----------|-------------------|
| | | | | M | F | T | M | F | T | | |
| | PF/FW | | | | | | | | | | |
| Home Sc. | | | | | | | | | | | |
| | PF/FW | Preparation of mixed dalia for infant and pre-school going children | 2 | 0 | 20 | 20 | 0 | 5 | 5 | 25 | Jul-26 |
| | PF/FW | Preparation of Multigrain flour | 1 | 0 | 20 | 20 | 0 | 5 | 5 | 25 | Aug-26 |
| | PF/FW | Recipe made for rural pregnant women from locally available materials. | 2 | 0 | 20 | 20 | 0 | 5 | 5 | 25 | Sep-26 |
| | PF/FW | Preparation method of Papad/Chips for higher income | 2 | 0 | 20 | 20 | 0 | 5 | 5 | 25 | Nov-26 |
| | PF/FW | Preparation of different recipe of millets | 2 | 0 | 20 | 20 | 0 | 5 | 5 | 25 | Dec-26 |
| | PF/FW | Preservation of seasonal fruits & vegetables | 2 | 0 | 20 | 20 | 0 | 5 | 5 | 25 | Jan-27 |
| Plant prot. | | | | | | | | | | | |
| | PF/FW | | | | | | | | | | |
| | PF/FW | | | | | | | | | | |
| Fisheries | | | | | | | | | | | |
| | PF/FW | | | | | | | | | | |
| | PF/FW | | | | | | | | | | |
| Soil Health | | | | | | | | | | | |
| | PF/FW | | | | | | | | | | |
| | PF/FW | | | | | | | | | | |

i) Farmers & Farm women (Off Campus)

| Date | Clientele | Title of the training programme | Duration in days | No. of participants | | | Number of SC/ST | | | G. Total | Month of training |
|------------------------------|-----------|---|------------------|---------------------|----|----|-----------------|---|---|----------|-------------------|
| | | | | M | F | T | M | F | T | | |
| Crop Production | | | | | | | | | | | |
| | PF/FW | Nursery management for higher Paddy cultivation | 1 | 18 | 2 | 20 | 3 | 2 | 5 | 25 | May-26 |
| | PF/FW | Integrated weed management in Paddy crops | 1 | 18 | 2 | 20 | 3 | 2 | 5 | 25 | Jul-26 |
| | PF/FW | INM in Paddy | 1 | 18 | 2 | 20 | 3 | 2 | 5 | 25 | Aug-26 |
| | PF/FW | Scientific method of potato cultivation | 1 | 18 | 2 | 20 | 3 | 2 | 5 | 25 | Oct-26 |
| | PF/FW | Use of Rhizobium culture and PSB in Lentil/gram | 1 | 18 | 2 | 20 | 3 | 2 | 5 | 25 | Nov-26 |
| | PF/FW | Scientific method of Millet cultivation | 1 | 18 | 2 | 20 | 3 | 2 | 5 | 25 | Nov-26 |
| | PF/FW | Late sown methods of wheat cultivation | 1 | 18 | 2 | 20 | 3 | 2 | 5 | 25 | Dec-26 |
| | PF/FW | Micro irrigation system in Chickpea | 1 | 18 | 2 | 20 | 3 | 2 | 5 | 25 | Jan-27 |
| | PF/FW | Scientific cultivation of summer moong | 1 | 18 | 2 | 20 | 3 | 2 | 5 | 25 | Feb-27 |
| Horticulture | | | | | | | | | | | |
| | PF/FW | | | | | | | | | | |
| | PF/FW | | | | | | | | | | |
| Live Stock Production | | | | | | | | | | | |
| | PF/FW | | | | | | | | | | |
| | PF/FW | | | | | | | | | | |
| Agril. Engg. | | | | | | | | | | | |
| | PF/FW | | | | | | | | | | |
| | PF/FW | | | | | | | | | | |
| Home Sc. | | | | | | | | | | | |
| | PF/FW | Nutrition requirement for pregnant and lactating women | 1 | 0 | 20 | 20 | 0 | 5 | 5 | 25 | Apr-26 |
| | PF/FW | House hold food security by kitchen gardening | 1 | 0 | 20 | 20 | 0 | 5 | 5 | 25 | Apr-26 |
| | PF/FW | Development of kitchen garden for Kharif season for food security | 1 | 0 | 20 | 20 | 0 | 5 | 5 | 25 | May-26 |
| | PF/FW | Preparation of supplementary food for 6-24 months old children through wheat and ragi | 1 | 0 | 20 | 20 | 0 | 5 | 5 | 25 | May-26 |
| | PF/FW | Requirement of nutrients for pre-school children | 1 | 0 | 20 | 20 | 0 | 5 | 5 | 25 | Jun-26 |
| | PF/FW | Kitchen gardening for house hold nutritional security | 1 | 0 | 20 | 20 | 0 | 5 | 5 | 25 | Sep-26 |
| | PF/FW | Low-cost nutrient recipes for pre-school children. | 1 | 0 | 20 | 20 | 0 | 5 | 5 | 25 | Oct-26 |
| | PF/FW | House hold food security by kitchen gardening. | 1 | 0 | 20 | 20 | 0 | 5 | 5 | 25 | Jan-27 |
| | PF/FW | Mushroom production and their product | 1 | 0 | 20 | 20 | 0 | 5 | 5 | 25 | Feb-27 |
| | PF/FW | Post harvest technology and value addition of Potato/Tomato | 1 | 0 | 20 | 20 | 0 | 5 | 5 | 25 | Mar-27 |
| Plant Protection | | | | | | | | | | | |
| | PF/FW | | | | | | | | | | |
| | PF/FW | | | | | | | | | | |
| Fisheries | | | | | | | | | | | |
| | PF/FW | | | | | | | | | | |
| | PF/FW | | | | | | | | | | |
| Soil health | | | | | | | | | | | |
| | PF/FW | | | | | | | | | | |
| | PF/FW | | | | | | | | | | |

ii) Vocational training programmes for Rural Youth

| Crop / Enterprise | Identified Thrust Area | Training title* | Duration (days) | No. of Participants | | | SC/ST participants | | | G.Total | Month of training |
|-------------------|-------------------------|---|-----------------|---------------------|----|----|--------------------|---|---|---------|-------------------|
| | | | | M | F | T | M | F | T | | |
| Mango | Value addition | Preparation of different type recipe from ripe and raw mango. | 5 | 0 | 20 | 20 | 0 | 5 | 5 | 25 | Jun-26 |
| IFS | IFS | Integrated Farming Systems for Sustainable and Climate- Resilient Livelihoods | 5 | 18 | 2 | 20 | 3 | 2 | 5 | 25 | Jul-26 |
| Compost | Vermiculture | Vermicompost production | 5 | 18 | 2 | 20 | 3 | 2 | 5 | 25 | Sep-26 |
| Mushroom | Mushroom Production | Button Mushroom Production technique | 5 | 0 | 20 | 20 | 0 | 5 | 5 | 25 | Sep-26 |
| IFS | Integrated Farming | IFS for higher income | 5 | 18 | 2 | 20 | 3 | 2 | 5 | 25 | Oct-26 |
| Tailoring | Tailoring and stitching | Tailoring and stitching for employment generation | 5 | 0 | 20 | 20 | 0 | 5 | 5 | 25 | Oct-26 |
| Pulse | ICM | Seed production of pulse crop | 5 | 18 | 2 | 20 | 3 | 2 | 5 | 25 | Oct-26 |
| Bio-fertilizer | INM | Use of Bio-fertilizer in Rabi crops | 5 | 18 | 2 | 20 | 3 | 2 | 5 | 25 | Nov-26 |
| Pickles | Value addition | Preparation of Amla murabba, Amla pickles, red chilli pickles & Lemon pickles | 5 | 0 | 20 | 20 | 0 | 5 | 5 | 25 | Jan-27 |
| Rural craft | Rural craft | Women empowerment through rural craft | 5 | 0 | 20 | 20 | 0 | 5 | 5 | 25 | Mar-27 |

iii) Training programme for extension functionaries

| Date | Clientele | Title of the training programme | Duration in days | No. of participants | | | Number of SC/ST | | | G. Total | Month |
|------------------|-----------|---|------------------|---------------------|----|----|-----------------|---|---|----------|--------|
| | | | | M | F | T | M | F | T | | |
| On Campus | | | | | | | | | | | |
| | EF | BGA & Azolla application in Rice cultivation | 2 | 18 | 2 | 20 | 3 | 2 | 5 | 25 | Jun-26 |
| | EF | Food preparation from locally available material for infant and pregnant lady | 2 | 0 | 20 | 20 | 0 | 5 | 5 | 25 | Sep-26 |
| | EF | Zero tillage method in wheat | 2 | 18 | 2 | 20 | 3 | 2 | 5 | 25 | Nov-26 |
| | EF | Preparation of multigrain flour and dalia for 2 to 4 years children | 2 | 0 | 20 | 20 | 0 | 5 | 5 | 25 | Feb-27 |

iv) Sponsored programme

| Discipline | Sponsoring agency | Clientele | Title of the training programme | No. of course | No. of participants | | | Number of SC/ST | | | G. Total |
|--|---------------------------------|-----------|--|--------------------|---------------------|---|---|-----------------|---|---|-------------|
| | | | | | M | F | T | M | F | T | |
| a) Sponsored training programme | | | | | | | | | | | |
| Agriculture | MANAGE, Hyderabad/ BAMEI, Patna | PF/EF | DAESI Training | 48 | - | - | - | - | - | - | 40 |
| Crop Production | ATMA, Arwal | PF/EF | District & Block Level training programmes | 15 | - | - | - | - | - | - | 1500 |
| Total | | | | 63 | - | - | - | - | - | - | 1540 |
| b) Sponsored research programme | | | | | | | | | | | |
| Agriculture | ATMA, Arwal | PF/EF | Vermi-compost/ Mushroom cultivation | 02 | - | - | - | - | - | - | 40 |
| Total | | | | 02 | - | - | - | - | - | - | 40 |
| c) Any special programmes | | | | | | | | | | | |
| H.Sc./Hort. | BAU Sabour | PF/RV | Malnutrition eradication programme (MEP) | 25 House Hold (HH) | - | - | - | - | - | - | 150 |
| Total | | | | 25 HH | - | - | - | - | - | - | 150 |

Signature of Senior Scientist & Head
Krishi Vigyan Kendra, Arwal